



Excelbis Labs
1920 E Warner Avenue
Santa Ana, CA 92705

(714) 340-7099
http://excelbislabs.com
Lic# C8-0000059-LIC

badder blend 2x2 4g

Sample ID: 2410EXL3407.14659	Produced:	Client
Strain: tropical burst/ sour rancher	Collected:	Exodus
Matrix: Concentrates & Extracts	Received:	Lic. #
Type: Other	Completed: 10/22/2024	N/A
Sample Size: ; Batch:	Batch#: 0	N/A, CA 92705



Summary

Test	Date Tested	Result
Batch		Pass
Cannabinoids		Complete
Foreign Matter	10/22/2024	Pass
Heavy Metals		Pass
Microbials		Pass
Mycotoxins		Pass
GCMS Pesticides		Pass
LCMS Pesticides		Pass
Residual Solvents		Pass
Terpenes		Complete

Cannabinoids

Complete

ND Total THC	ND Total CBD	30.004% Total Cannabinoids
------------------------	------------------------	--------------------------------------

Analyte	LOD	LOQ	Result	Result
	mg/g	mg/g	%	mg/g
CBC	0.009	0.025	ND	ND
CBD	0.025	0.100	ND	ND
CBDa	0.019	0.050	ND	ND
CBDV	0.125	1.000	ND	ND
CBDVa	0.257	0.780	ND	ND
CBG	0.019	0.100	ND	ND
CBGa	0.125	0.250	ND	ND
CBN	0.009	0.050	ND	ND
Δ8-THC	0.025	0.100	20.0000	200.000
Δ9-THC	0.019	0.100	ND	ND
THCa	0.013	0.050	ND	ND
THCV	0.025	0.100	3.3000	33.000
Total THC			ND	ND
Total CBD			ND	ND
Total CBG			0.000	0.000
Total			30.004	300.040

Date Tested:

Total THC = THCa * 0.877 + Δ9-THC + Δ8 THC; Total CBD = CBDa * 0.877 + CBD; Total CBG = CBGa * 0.877 + CBG.
Total Cannabinoids = Total THC + Total CBD + Total CBG + minor cannabinoids.
Cannabinoids: HPLC, CAN-SOP-001
Water Activity: Water Activity Meter, WA-SOP-001
Moisture Content: Moisture Analyzer, MO-SOP-001
Foreign Matter: Visual Inspection, FM-SOP-001

Dr. Jerry White PhD Bryan Zahakaylo

Jerry White, PhD
Chief Scientific Officer

Bryan Zahakaylo
Analyst

Confident LIMS
All Rights Reserved
coa.support@confidentlims.com
(866) 506-5866
www.confidentlims.com



ND = Not Detected, NR = Not Reported, LOD = Limit of Detection, LOQ = Limit of Quantitation. This product has been tested by Excelbis Labs LLC using valid testing methodologies and a quality system as required by state law. All LQC samples were performed and met the prescribed acceptance criteria in 16 CCR section 5730, pursuant to 16 CCR section 5726(e)(13). Values reported relate only to the product tested. Excelbis Labs LLC makes no claims as to the efficacy, safety or other risks associated with any detected or non-detected levels of any compounds reported herein. This Certificate shall not be reproduced except in full, without the written approval of Excelbis Labs LLC. This Certificate of Analysis is limited to the sample tested in a batch. This Certificate does not make any representation or warranty for all Products within the tested Batch.



Excelbis Labs
1920 E Warner Avenue
Santa Ana, CA 92705

(714) 340-7099
http://excelbislabs.com
Lic# C8-0000059-LIC


badder blend 2x2 4g

Sample ID: 2410EXL3407.14659	Produced:	Client
Strain: tropical burst/ sour rancher	Collected:	Exodus
Matrix: Concentrates & Extracts	Received:	Lic. #
Type: Other	Completed: 10/22/2024	N/A
Sample Size: ; Batch:	Batch#: 0	N/A, CA 92705

Cannabinoids

Complete

Analyte	LOD mg/g	LOQ mg/g	Result %	Result mg/g
HHC	0.257	0.780	ND	ND
THCp	0.257	0.780	2.2240	22.240
THC-JD	0.257	0.780	4.4800	44.800
THC-h	0.257	0.780	ND	ND
HHCa	0.257	0.780	ND	ND
HHCp	0.257	0.780	ND	ND
Total			30.004	300.040



EXCELBIS

Total THC = THCa * 0.877 + Δ9-THC + Δ8 THC; Total CBD = CBDa * 0.877 + CBD; Total CBG = CBGa * 0.877 + CBG.
Total Cannabinoids = Total THC + Total CBD + Total CBG + minor cannabinoids.
Cannabinoids: HPLC, CAN-SOP-001
Water Activity: Water Activity Meter, WA-SOP-001
Moisture Content: Moisture Analyzer, MO-SOP-001
Foreign Matter: Visual Inspection, FM-SOP-001

L A B S

Dr. Jerry White PhD Bryan Zahakaylo

Jerry White, PhD
Chief Scientific Officer

Bryan Zahakaylo
Analyst

Confident LIMS
All Rights Reserved
coa.support@confidentlims.com
(866) 506-5866
www.confidentlims.com



ND = Not Detected, NR = Not Reported, LOD = Limit of Detection, LOQ = Limit of Quantitation. This product has been tested by Excelbis Labs LLC using valid testing methodologies and a quality system as required by state law. All LQC samples were performed and met the prescribed acceptance criteria in 16 CCR section 5730, pursuant to 16 CCR section 5726(e)(13). Values reported relate only to the product tested. Excelbis Labs LLC makes no claims as to the efficacy, safety or other risks associated with any detected or non-detected levels of any compounds reported herein. This Certificate shall not be reproduced except in full, without the written approval of Excelbis Labs LLC. This Certificate of Analysis is limited to the sample tested in a batch. This Certificate does not make any representation or warranty for all Products within the tested Batch.



badder blend 2x2 4g

Sample ID: 2410EXL3407.14659	Produced:	Client
Strain: tropical burst/ sour rancher	Collected:	Exodus
Matrix: Concentrates & Extracts	Received:	Lic. #
Type: Other	Completed: 10/22/2024	N/A
Sample Size: ; Batch:	Batch#: 0	N/A, CA 92705

GC Pesticides

Pass

Analyte	LOD	LOQ	Limit	Mass	Status
	µg/g	µg/g	µg/g	µg/g	
Captan	0.231	0.7	0.7	ND	Pass
Chlordane (trans + cis)	0.0116	0.035	0.0116	ND	Pass
Chlorfenapyr	0.0058	0.0175	0.0058	ND	Pass
Cyfluthrin	0.0231	0.07	2	ND	Pass
Cypermethrin	0.0231	0.07	1	ND	Pass
Parathion Methyl	0.0058	0.0175	0.0058	ND	Pass
Pentachloronitrobenzene (Quintozene)	0.0231	0.07	0.1	ND	Pass

Mycotoxins

Pass

Analytes	LOD	LOQ	Limit	Conc.	Status
	PPB	PPB	PPB	PPB	
Aflatoxin B1	1.7000	5.0000		ND	Tested
Aflatoxin B2	1.7000	5.0000		ND	Tested
Aflatoxin G1	1.7000	5.0000		ND	Tested
Aflatoxin G2	1.7000	5.0000		ND	Tested
Ochratoxin A	6.6000	20.0000	20	ND	Pass
Total Aflatoxins			20	ND	Pass

Microbials

Pass

Analyte	Limit	Detected / Not Detected	Status
	RFU/g	RFU/g	
Aspergillus flavus	0	Not Detected	Pass
Aspergillus fumigatus	0	Not Detected	Pass
Aspergillus niger	0	Not Detected	Pass
Aspergillus terreus	0	Not Detected	Pass
Shiga toxin-producing E. Coli	0	Not Detected	Pass
Salmonella SPP	0	Not Detected	Pass

Heavy Metals

Pass

Analyte	LOD	LOQ	Limit	Conc.	Status
	PPM	PPM	PPM	PPM	
Arsenic	0.0150	0.05	0.2	ND	Pass
Cadmium	0.0113	0.05	0.2	ND	Pass
Lead	0.00615	0.05	0.5	ND	Pass
Mercury	0.00126	0.005	0.1	ND	Pass

GCMS Date Tested:

Pesticides: GC-MS/MS. GCMS Method GCP-SOP-001

LCMS Date Tested:

Mycotoxins Footnote: Mycotoxins: LC-MS/MS, LCMS Method LCP-SOP-001

Microbial Date Tested:

Microbials Footnote: Microbial: PCR-SOP-001

RFU = Relative Fluorescence Units

Heavy Metals Date Tested:

Heavy Metals: Heavy Metals: ICP-MS, HM-SOP-001

Dr. Jerry White PhD *Bryan Zahakaylo*

Jerry White, PhD
Chief Scientific Officer

Bryan Zahakaylo
Analyst

Confident LIMS
All Rights Reserved
coa.support@confidentlims.com
(866) 506-5866
www.confidentlims.com



ND = Not Detected, NR = Not Reported, LOD = Limit of Detection, LOQ = Limit of Quantitation. This product has been tested by Excelbis Labs LLC using valid testing methodologies and a quality system as required by state law. All LQC samples were performed and met the prescribed acceptance criteria in 16 CCR section 5730, pursuant to 16 CCR section 5726(e)(13). Values reported relate only to the product tested. Excelbis Labs LLC makes no claims as to the efficacy, safety or other risks associated with any detected or non-detected levels of any compounds reported herein. This Certificate shall not be reproduced except in full, without the written approval of Excelbis Labs LLC. This Certificate of Analysis is limited to the sample tested in a batch. This Certificate does not make any representation or warranty for all Products within the tested Batch.



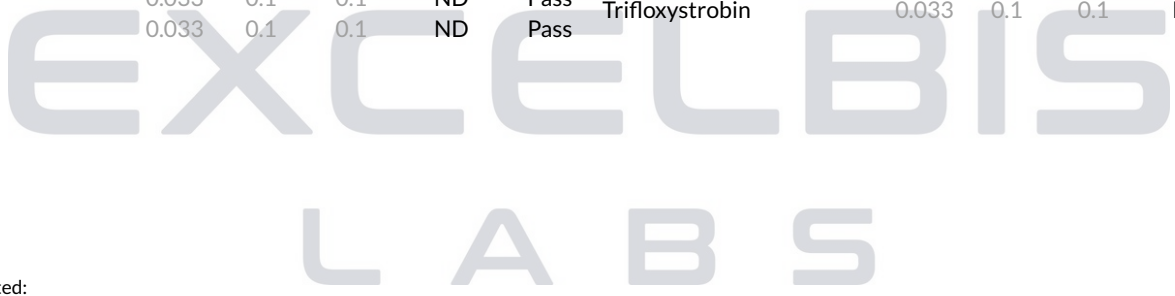
badder blend 2x2 4g

Sample ID: 2410EXL3407.14659	Produced:	Client
Strain: tropical burst/ sour rancher	Collected:	Exodus
Matrix: Concentrates & Extracts	Received:	Lic. #
Type: Other	Completed: 10/22/2024	N/A
Sample Size: ; Batch:	Batch#: 0	N/A, CA 92705

LC Pesticides

Pass

Analyte	LOD	LOQ	Limit	Result	Status	Analyte	LOD	LOQ	Limit	Result	Status
	µg/g	µg/g	µg/g	µg/g			µg/g	µg/g	µg/g	µg/g	
Abamectin	0.033	0.1	0.1	ND	Pass	Imazalil	0.033	0.1	0.033	ND	Pass
Acephate	0.033	0.1	0.1	ND	Pass	Imidacloprid	0.033	0.1	5	ND	Pass
Acequinocyl	0.033	0.1	0.1	ND	Pass	Kresoxim Methyl	0.033	0.1	0.1	ND	Pass
Acetamiprid	0.033	0.1	0.1	ND	Pass	Malathion	0.033	0.1	0.5	ND	Pass
Aldicarb	0.033	0.1	0.033	ND	Pass	Metalaxyl	0.033	0.1	2	ND	Pass
Azoxystrobin	0.033	0.1	0.1	ND	Pass	Methiocarb	0.033	0.1	0.033	ND	Pass
Bifenazate	0.033	0.1	0.1	ND	Pass	Methomyl	0.033	0.1	1	ND	Pass
Bifenthrin	0.033	0.1	3	ND	Pass	Mevinphos	0.033	0.1	0.033	ND	Pass
Boscalid	0.033	0.1	0.1	ND	Pass	Myclobutanil	0.033	0.1	0.1	ND	Pass
Carbaryl	0.033	0.1	0.5	ND	Pass	Naled	0.033	0.1	0.1	ND	Pass
Carbofuran	0.033	0.1	0.033	ND	Pass	Oxamyl	0.033	0.1	0.5	ND	Pass
Chlorantraniliprole	0.033	0.1	10	ND	Pass	Pacllobutrazol	0.033	0.1	0.033	ND	Pass
Chlorpyrifos	0.033	0.1	0.033	ND	Pass	Permethrin (trans + cis)	0.033	0.1	0.5	ND	Pass
Clofentezine	0.033	0.1	0.1	ND	Pass	Phosmet	0.033	0.1	0.1	ND	Pass
Coumaphos	0.033	0.1	0.033	ND	Pass	Piperonyl Butoxide	0.033	0.1	3	ND	Pass
Daminozide	0.033	0.1	0.033	ND	Pass	Prallethrin	0.033	0.1	0.1	ND	Pass
Diazinon	0.1	0.1	0.1	ND	Pass	Propiconazole	0.033	0.1	0.1	ND	Pass
Dichlorvos	0.033	0.1	0.033	ND	Pass	Propoxur	0.033	0.1	0.033	ND	Pass
Dimethoate	0.033	0.1	0.033	ND	Pass	Pyrethrins (Cinerin + Jasmolin + Pyrethrin)	0.0133	0.04	0.5	ND	Pass
Dimethomorph (I + II)	0.033	0.1	2	ND	Pass	Pyridaben	0.033	0.1	0.1	ND	Pass
Ethoprophos	0.033	0.1	0.033	ND	Pass	Spinetoram (J + L)	0.033	0.1	0.1	ND	Pass
Etofenprox	0.033	0.1	0.033	ND	Pass	Spinosyn (A + D)	0.033	0.1	0.1	ND	Pass
Etoazole	0.033	0.1	0.1	ND	Pass	Spiromesifen	0.033	0.1	0.1	ND	Pass
Fenhexamid	0.033	0.1	0.1	ND	Pass	Spirotetramat	0.033	0.1	0.1	ND	Pass
Fenoxycarb	0.033	0.1	0.033	ND	Pass	Spiroxamine	0.033	0.1	0.033	ND	Pass
Fenpyroximate	0.033	0.1	0.1	ND	Pass	Tebuconazole	0.033	0.1	0.1	ND	Pass
Fipronil	0.033	0.1	0.033	ND	Pass	Thiacloprid	0.033	0.1	0.033	ND	Pass
Flonicamid	0.033	0.1	0.1	ND	Pass	Thiamethoxam	0.033	0.1	5	ND	Pass
Fludioxonil	0.033	0.1	0.1	ND	Pass	Trifloxystrobin	0.033	0.1	0.1	ND	Pass
Hexythiazox	0.033	0.1	0.1	ND	Pass						



LCMS Date Tested:
Pesticides: LC-MS/MS. LCMS Method LCP-SOP-001

Dr. Jerry White PhD
Jerry White, PhD
Chief Scientific Officer

Bryan Zahakaylo
Bryan Zahakaylo
Analyst

Confident LIMS
All Rights Reserved
coa.support@confidentlims.com
(866) 506-5866
www.confidentlims.com



ND = Not Detected, NR = Not Reported, LOD = Limit of Detection, LOQ = Limit of Quantitation. This product has been tested by Excelbis Labs LLC using valid testing methodologies and a quality system as required by state law. All LQC samples were performed and met the prescribed acceptance criteria in 16 CCR section 5730, pursuant to 16 CCR section 5726(e)(13). Values reported relate only to the product tested. Excelbis Labs LLC makes no claims as to the efficacy, safety or other risks associated with any detected or non-detected levels of any compounds reported herein. This Certificate shall not be reproduced except in full, without the written approval of Excelbis Labs LLC. This Certificate of Analysis is limited to the sample tested in a batch. This Certificate does not make any representation or warranty for all Products within the tested Batch.



badder blend 2x2 4g

Sample ID: 2410EXL3407.14659	Produced:	Client
Strain: tropical burst/ sour rancher	Collected:	Exodus
Matrix: Concentrates & Extracts	Received:	Lic. #
Type: Other	Completed: 10/22/2024	N/A
Sample Size: ; Batch:	Batch#: 0	N/A, CA 92705

Residual Solvents

Pass

Analyte	LOD	LOQ	Limit	Conc.	Status
	µg/g	µg/g	µg/g	µg/g	
Acetone	15.4688	46.875	5000	ND	Pass
Acetonitrile	15.4688	46.875	410	ND	Pass
Benzene	0.1547	0.4688	1	ND	Pass
Butane	15.4688	46.875	5000	ND	Pass
Chloroform	0.1547	0.4688	1	ND	Pass
1, 2-Dichloroethane	0.1547	0.4688	1	ND	Pass
Ethanol	15.4688	46.875	5000	ND	Pass
Ethyl Acetate	15.4688	46.875	5000	ND	Pass
Ethyl Ether	15.4688	46.875	5000	ND	Pass
Ethylene Oxide	0.1547	0.4688	1	ND	Pass
Heptane	15.4688	46.875	5000	ND	Pass
Hexane	15.4688	46.875	290	ND	Pass
Isopropyl Alcohol	15.4688	46.875	5000	ND	Pass
Methanol	15.4688	46.875	3000	ND	Pass
Methylene Chloride	0.1547	0.4688	1	ND	Pass
Pentane	15.4688	46.875	5000	ND	Pass
Propane	15.4688	46.875	5000	ND	Pass
Toluene	15.4688	46.875	890	ND	Pass
Total Xylenes (o, m, p)	46.4063	140.625	2170	ND	Pass
Trichloroethylene	0.1547	0.4688	1	ND	Pass



Date Tested:
Residual Solvents: HS-GC-MS RS Method RS-SOP-001

Dr. Jerry White PhD Bryan Zahakaylo

Jerry White, PhD
Chief Scientific Officer

Bryan Zahakaylo
Analyst

Confident LIMS
All Rights Reserved
coa.support@confidentlims.com
(866) 506-5866
www.confidentlims.com



ND = Not Detected, NR = Not Reported, LOD = Limit of Detection, LOQ = Limit of Quantitation. This product has been tested by Excelbis Labs LLC using valid testing methodologies and a quality system as required by state law. All LQC samples were performed and met the prescribed acceptance criteria in 16 CCR section 5730, pursuant to 16 CCR section 5726(e)(13). Values reported relate only to the product tested. Excelbis Labs LLC makes no claims as to the efficacy, safety or other risks associated with any detected or non-detected levels of any compounds reported herein. This Certificate shall not be reproduced except in full, without the written approval of Excelbis Labs LLC. This Certificate of Analysis is limited to the sample tested in a batch. This Certificate does not make any representation or warranty for all Products within the tested Batch.



badder blend 2x2 4g

Sample ID: 2410EXL3407.14659	Produced:	Client
Strain: tropical burst/ sour rancher	Collected:	Exodus
Matrix: Concentrates & Extracts	Received:	Lic. #
Type: Other	Completed: 10/22/2024	N/A
Sample Size: ; Batch:	Batch#: 0	N/A, CA 92705

Terpenes

Complete

Analyte	LOD µg/g	LOQ µg/g	Conc. %	Conc. mg/g
α-Bisabolol	12.200000	97.600000	ND	ND
Camphene	1.525000	97.600000	ND	ND
3-Carene	1.525000	97.600000	ND	ND
β-Caryophyllene	24.400000	97.600000	ND	ND
Caryophyllene Oxide	24.400000	97.600000	ND	ND
p-Cymene	1.525000	97.600000	ND	ND
Eucalyptol	1.525000	97.600000	ND	ND
Geraniol	6.100000	97.600000	ND	ND
Guaiol	6.100000	97.600000	ND	ND
α-Humulene	3.050000	97.600000	ND	ND
Isopulegol	12.200000	97.600000	ND	ND
δ-Limonene	3.050000	97.600000	ND	ND
Linalool	3.050000	97.600000	ND	ND
β-Myrcene	1.525000	97.600000	10.000000	100.000000
cis-Nerolidol	48.800000	97.600000	ND	ND
trans-Nerolidol	6.100000	97.600000	ND	ND
β-Ocimene	1.525000	97.600000	ND	ND
α-Ocimene	1.525000	97.600000	ND	ND
β-Pinene	1.525000	97.600000	ND	ND
α-Pinene	1.525000	97.600000	ND	ND
γ-Terpinene	1.525000	97.600000	ND	ND
α-Terpinene	1.525000	97.600000	ND	ND
Terpinolene	1.525000	97.600000	ND	ND
Total			10.000000	100.000000

Primary Aromas

 Hops				
---	--	--	--	--

Date Tested:
Terpenes: HS-GC-MS

Dr. Jerry White PhD Bryan Zahakaylo

Jerry White, PhD
Chief Scientific Officer

Bryan Zahakaylo
Analyst

Confident LIMS
All Rights Reserved
coa.support@confidentlims.com
(866) 506-5866
www.confidentlims.com



ND = Not Detected, NR = Not Reported, LOD = Limit of Detection, LOQ = Limit of Quantitation. This product has been tested by Excelbis Labs LLC using valid testing methodologies and a quality system as required by state law. All LQC samples were performed and met the prescribed acceptance criteria in 16 CCR section 5730, pursuant to 16 CCR section 5726(e)(13). Values reported relate only to the product tested. Excelbis Labs LLC makes no claims as to the efficacy, safety or other risks associated with any detected or non-detected levels of any compounds reported herein. This Certificate shall not be reproduced except in full, without the written approval of Excelbis Labs LLC. This Certificate of Analysis is limited to the sample tested in a batch. This Certificate does not make any representation or warranty for all Products within the tested Batch.



Excelbis Labs
1920 E Warner Avenue
Santa Ana, CA 92705

(714) 340-7099
http://excelbislabs.com
Lic# C8-0000059-LIC

Exodus - Pineapple Cake + Purple Tangie

Sample ID: 2406EXL1511.6654	Produced:	Client
Strain: Pineapple Cake + Purple Tangie	Collected:	Exodus
Matrix: Concentrates & Extracts	Received:	Lic. #
Type: Vape	Completed: 06/05/2024	N/A
Sample Size: ; Batch:	Batch#:	N/A, CA 92705



Summary

Test	Date Tested	Result
Batch		Pass
Cannabinoids	06/05/2024	Complete
Foreign Matter	06/03/2024	Complete
Heavy Metals	06/04/2024	Pass
Microbials	06/04/2024	Pass
Mycotoxins	06/04/2024	Pass
GCMS Pesticides	06/04/2024	Pass
LCMS Pesticides	06/04/2024	Pass
Residual Solvents	06/04/2024	Pass

Cannabinoids

Complete

32.597% Total THC	ND Total CBD	86.016% Total Cannabinoids
-----------------------------	------------------------	--------------------------------------

Analyte	LOD	LOQ	Result	Result
	mg/g	mg/g	%	mg/g
CBC	0.125	0.250	1.5689	15.689
CBD	0.125	0.250	ND	ND
CBDa	0.125	0.250	ND	ND
CBDV	0.125	1.000	ND	ND
CBDVa	0.257	0.780	ND	ND
CBG	0.125	0.500	ND	ND
CBGa	0.125	0.250	ND	ND
CBN	0.125	0.250	ND	ND
Δ8-THC	0.125	0.500	29.8809	298.809
Δ9-THC	0.125	0.500	0.2111	2.111
THCa	0.250	0.500	2.8558	28.558
THCV	0.250	0.500	2.0651	20.651
Total THC			32.597	325.965
Total CBD			ND	ND
Total CBG			0.000	0.000
Total			86.016	860.158

Date Tested: 06/05/2024

Total THC = THCa * 0.877 + Δ9-THC; Total CBD = CBDa * 0.877 + CBD; Total CBG = CBGa * 0.877 + CBG.

Total Cannabinoids = Total THC + Total CBD + Total CBG + minor cannabinoids.

Cannabinoids: HPLC, CAN-SOP-001

Water Activity: Water Activity Meter, WA-SOP-001

Moisture Content: Moisture Analyzer, MO-SOP-001

Foreign Matter: Visual Inspection, FM-SOP-001



Dr. Jerry White PhD Bryan Zahakaylo

Jerry White, PhD
Chief Scientific Officer
06/05/2024

Bryan Zahakaylo
Analyst
06/05/2024

Confident LIMS
All Rights Reserved
coa.support@confidentlims.com
(866) 506-5866
www.confidentlims.com



ND = Not Detected, NR = Not Reported, LOD = Limit of Detection, LOQ = Limit of Quantitation. This product has been tested by Excelbis Labs LLC using valid testing methodologies and a quality system as required by state law. All LQC samples were performed and met the prescribed acceptance criteria in 16 CCR section 5730, pursuant to 16 CCR section 5726(e)(13). Values reported relate only to the product tested. Excelbis Labs LLC makes no claims as to the efficacy, safety or other risks associated with any detected or non-detected levels of any compounds reported herein. This Certificate shall not be reproduced except in full, without the written approval of Excelbis Labs LLC.



Excelbis Labs
1920 E Warner Avenue
Santa Ana, CA 92705

(714) 340-7099
http://excelbislabs.com
Lic# C8-0000059-LIC

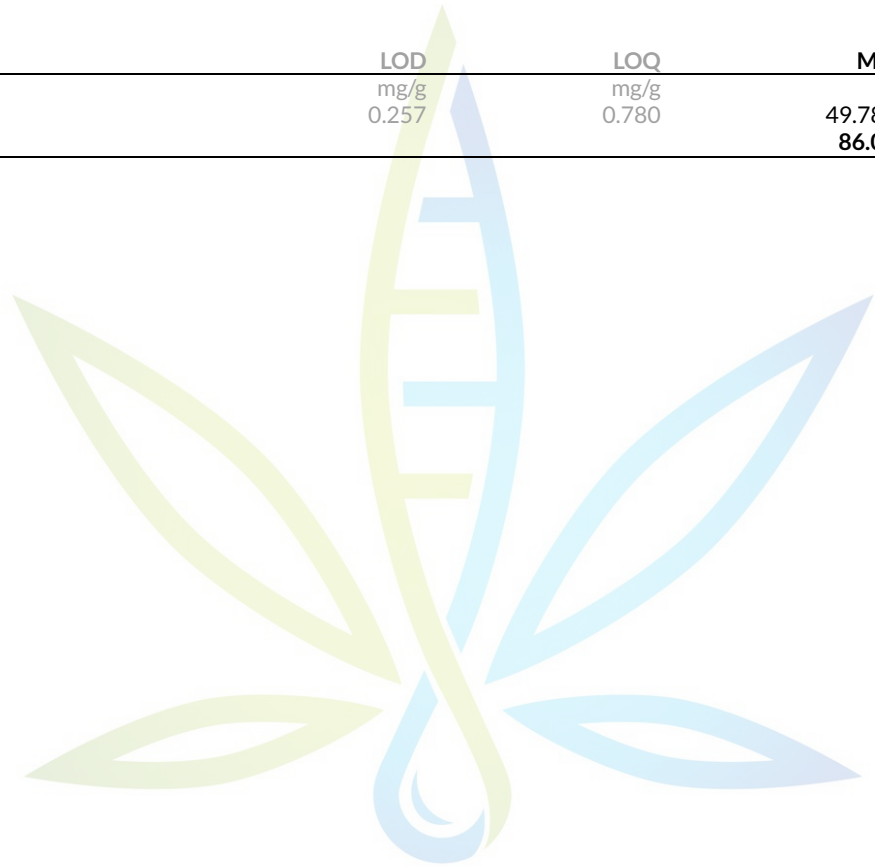
Exodus - Pineapple Cake + Purple Tangie

Sample ID: 2406EXL1511.6654	Produced:	Client
Strain: Pineapple Cake + Purple Tangie	Collected:	Exodus
Matrix: Concentrates & Extracts	Received:	Lic. #
Type: Vape	Completed: 06/05/2024	N/A
Sample Size: ; Batch:	Batch#:	N/A, CA 92705

Cannabinoids

Complete

Analyte	LOD	LOQ	Mass	Mass
	mg/g	mg/g	%	mg/g
HXY-9	0.257	0.780	49.7852	497.852
Total			86.016	860.158



EXCELBIS

Total THC = THCa * 0.877 + Δ9-THC; Total CBD = CBDa * 0.877 + CBD; Total CBG = CBGa * 0.877 + CBG.
Total Cannabinoids = Total THC + Total CBD + Total CBG + minor cannabinoids.
Cannabinoids: HPLC, CAN-SOP-001
Water Activity: Water Activity Meter, WA-SOP-001
Moisture Content: Moisture Analyzer, MO-SOP-001
Foreign Matter: Visual Inspection, FM-SOP-001

L A B S



Dr. Jerry White PhD Bryan Zahakaylo

Jerry White, PhD
Chief Scientific Officer
06/05/2024

Bryan Zahakaylo
Analyst
06/05/2024

Confident LIMS
All Rights Reserved
coa.support@confidentlims.com
(866) 506-5866
www.confidentlims.com



ND = Not Detected, NR = Not Reported, LOD = Limit of Detection, LOQ = Limit of Quantitation. This product has been tested by Excelbis Labs LLC using valid testing methodologies and a quality system as required by state law. All LQC samples were performed and met the prescribed acceptance criteria in 16 CCR section 5730, pursuant to 16 CCR section 5726(e)(13). Values reported relate only to the product tested. Excelbis Labs LLC makes no claims as to the efficacy, safety or other risks associated with any detected or non-detected levels of any compounds reported herein. This Certificate shall not be reproduced except in full, without the written approval of Excelbis Labs LLC.



Exodus - Pineapple Cake + Purple Tangie

Sample ID: 2406EXL1511.6654	Produced:	Client
Strain: Pineapple Cake + Purple Tangie	Collected:	Exodus
Matrix: Concentrates & Extracts	Received:	Lic. #
Type: Vape	Completed: 06/05/2024	N/A
Sample Size: ; Batch:	Batch#:	N/A, CA 92705

GC Pesticides

Pass

Analyte	LOD	LOQ	Limit	Mass	Status
	µg/g	µg/g	µg/g	µg/g	
Captan	0.231	0.7	0.7	ND	Pass
Chlordane (trans + cis)	0.0116	0.035	0.0116	ND	Pass
Chlorfenapyr	0.0058	0.0175	0.0058	ND	Pass
Cyfluthrin	0.0231	0.07	2	ND	Pass
Cypermethrin	0.0231	0.07	1	ND	Pass
Parathion Methyl	0.0058	0.0175	0.0058	ND	Pass
Pentachloronitrobenzene (Quintozene)	0.0231	0.07	0.1	ND	Pass

Mycotoxins

Pass

Analytes	LOD	LOQ	Limit	Conc.	Status
	PPB	PPB	PPB	PPB	
Aflatoxin B1	1.7000	5.0000		ND	Tested
Aflatoxin B2	1.7000	5.0000		ND	Tested
Aflatoxin G1	1.7000	5.0000		ND	Tested
Aflatoxin G2	1.7000	5.0000		ND	Tested
Ochratoxin A	6.6000	20.0000	20	ND	Pass
Total Aflatoxins			20	ND	Pass

Microbials

Pass

Analyte	Limit	Detected / Not Detected	Status
	RFU/g	RFU/g	
Aspergillus flavus	0	Not Detected	Pass
Aspergillus fumigatus	0	Not Detected	Pass
Aspergillus niger	0	Not Detected	Pass
Aspergillus terreus	0	Not Detected	Pass
Shiga toxin-producing E. Coli	0	Not Detected	Pass
Salmonella SPP	0	Not Detected	Pass

Heavy Metals

Pass

Analyte	LOD	LOQ	Limit	Conc.	Status
	PPM	PPM	PPM	PPM	
Arsenic	0.0165	0.05	0.2	ND	Pass
Cadmium	0.0165	0.05	0.2	ND	Pass
Lead	0.0413	0.125	0.5	ND	Pass
Mercury	0.0033	0.01	0.1	ND	Pass

GCMS Date Tested: 06/04/2024
Pesticides: GC-MS/MS, GCMS Method GCP-SOP-001
LCMS Date Tested: 06/04/2024
Mycotoxins Footnote: Mycotoxins: LC-MS/MS, LCMS Method LCP-SOP-001
Microbial Date Tested: 06/04/2024
Microbials Footnote: Microbial: PCR-SOP-001
RFU = Relative Fluorescence Units
Heavy Metals Date Tested: 06/04/2024
Heavy Metals: Heavy Metals: ICP-MS, HM-SOP-001



Dr. Jerry White PhD Bryan Zahakaylo

Jerry White, PhD
Chief Scientific Officer
06/05/2024

Bryan Zahakaylo
Analyst
06/05/2024

Confident LIMS
All Rights Reserved
coa.support@confidentlims.com
(866) 506-5866
www.confidentlims.com





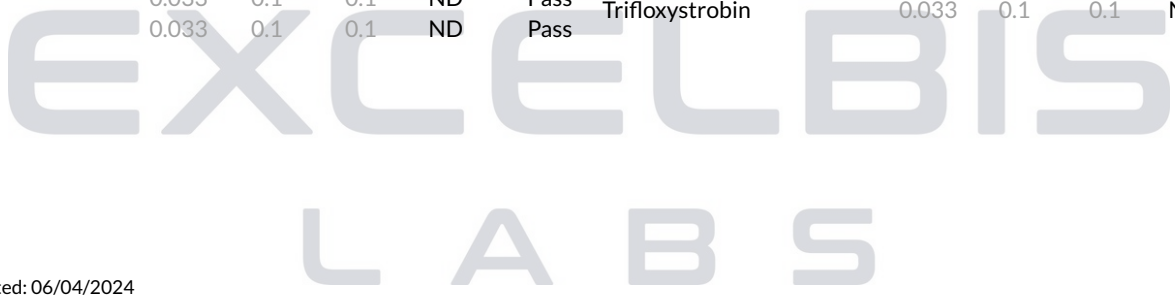
Exodus - Pineapple Cake + Purple Tangie

Sample ID: 2406EXL1511.6654	Produced:	Client
Strain: Pineapple Cake + Purple Tangie	Collected:	Exodus
Matrix: Concentrates & Extracts	Received:	Lic. #
Type: Vape	Completed: 06/05/2024	N/A
Sample Size: ; Batch:	Batch#:	N/A, CA 92705

LC Pesticides

Pass

Analyte	LOD	LOQ	Limit	Mass	Status	Analyte	LOD	LOQ	Limit	Mass	Status
	µg/g	µg/g	µg/g	µg/g			µg/g	µg/g	µg/g	µg/g	
Abamectin	0.033	0.1	0.1	ND	Pass	Imazalil	0.033	0.1	0.033	ND	Pass
Acephate	0.033	0.1	0.1	ND	Pass	Imidacloprid	0.033	0.1	5	ND	Pass
Acequinocyl	0.033	0.1	0.1	ND	Pass	Kresoxim Methyl	0.033	0.1	0.1	ND	Pass
Acetamiprid	0.033	0.1	0.1	ND	Pass	Malathion	0.033	0.1	0.5	ND	Pass
Aldicarb	0.033	0.1	0.033	ND	Pass	Metalaxyl	0.033	0.1	2	ND	Pass
Azoxystrobin	0.033	0.1	0.1	ND	Pass	Methiocarb	0.033	0.1	0.033	ND	Pass
Bifenazate	0.033	0.1	0.1	ND	Pass	Methomyl	0.033	0.1	1	ND	Pass
Bifenthrin	0.033	0.1	3	ND	Pass	Mevinphos	0.033	0.1	0.033	ND	Pass
Boscalid	0.033	0.1	0.1	ND	Pass	Myclobutanil	0.033	0.1	0.1	ND	Pass
Carbaryl	0.033	0.1	0.5	ND	Pass	Naled	0.033	0.1	0.1	ND	Pass
Carbofuran	0.033	0.1	0.033	ND	Pass	Oxamyl	0.033	0.1	0.5	ND	Pass
Chlorantraniliprole	0.033	0.1	10	ND	Pass	Pacllobutrazol	0.033	0.1	0.033	ND	Pass
Chlorpyrifos	0.033	0.1	0.033	ND	Pass	Permethrin (trans + cis)	0.033	0.1	0.5	ND	Pass
Clofentezine	0.033	0.1	0.1	ND	Pass	Phosmet	0.033	0.1	0.1	ND	Pass
Coumaphos	0.033	0.1	0.033	ND	Pass	Piperonyl Butoxide	0.033	0.1	3	ND	Pass
Daminozide	0.033	0.1	0.033	ND	Pass	Prallethrin	0.033	0.1	0.1	ND	Pass
Diazinon	0.1	0.1	0.1	ND	Pass	Propiconazole	0.033	0.1	0.1	ND	Pass
Dichlorvos	0.033	0.1	0.033	ND	Pass	Propoxur	0.033	0.1	0.033	ND	Pass
Dimethoate	0.033	0.1	0.033	ND	Pass	Pyrethrins (Cinerin + Jasmolin + Pyrethrin)	0.0133	0.04	0.5	ND	Pass
Dimethomorph (I + II)	0.033	0.1	2	ND	Pass	Pyridaben	0.033	0.1	0.1	ND	Pass
Ethoprophos	0.033	0.1	0.033	ND	Pass	Spinetoram (J + L)	0.033	0.1	0.1	ND	Pass
Etofenprox	0.033	0.1	0.033	ND	Pass	Spinosyn (A + D)	0.033	0.1	0.1	ND	Pass
Etoazole	0.033	0.1	0.1	ND	Pass	Spiromesifen	0.033	0.1	0.1	ND	Pass
Fenhexamid	0.033	0.1	0.1	ND	Pass	Spirotetramat	0.033	0.1	0.1	ND	Pass
Fenoxycarb	0.033	0.1	0.033	ND	Pass	Spiroxamine	0.033	0.1	0.033	ND	Pass
Fenpyroximate	0.033	0.1	0.1	ND	Pass	Tebuconazole	0.033	0.1	0.1	ND	Pass
Fipronil	0.033	0.1	0.033	ND	Pass	Thiacloprid	0.033	0.1	0.033	ND	Pass
Flonicamid	0.033	0.1	0.1	ND	Pass	Thiamethoxam	0.033	0.1	5	ND	Pass
Fludioxonil	0.033	0.1	0.1	ND	Pass	Trifloxystrobin	0.033	0.1	0.1	ND	Pass
Hexythiazox	0.033	0.1	0.1	ND	Pass						



LCMS Date Tested: 06/04/2024
Pesticides: LC-MS/MS. LCMS Method LCP-SOP-001



Dr. Jerry White PhD
Jerry White, PhD
Chief Scientific Officer
06/05/2024

Bryan Zahakaylo
Bryan Zahakaylo
Analyst
06/05/2024

Confident LIMS
All Rights Reserved
coa.support@confidentlims.com
(866) 506-5866
www.confidentlims.com



ND = Not Detected, NR = Not Reported, LOD = Limit of Detection, LOQ = Limit of Quantitation. This product has been tested by Excelbis Labs LLC using valid testing methodologies and a quality system as required by state law. All LQC samples were performed and met the prescribed acceptance criteria in 16 CCR section 5730, pursuant to 16 CCR section 5726(e)(13). Values reported relate only to the product tested. Excelbis Labs LLC makes no claims as to the efficacy, safety or other risks associated with any detected or non-detected levels of any compounds reported herein. This Certificate shall not be reproduced except in full, without the written approval of Excelbis Labs LLC.



Excelbis Labs
1920 E Warner Avenue
Santa Ana, CA 92705

(714) 340-7099
http://excelbislabs.com
Lic# C8-0000059-LIC

Exodus - Pineapple Cake + Purple Tangie

Sample ID: 2406EXL1511.6654	Produced:	Client
Strain: Pineapple Cake + Purple Tangie	Collected:	Exodus
Matrix: Concentrates & Extracts	Received:	Lic. #
Type: Vape	Completed: 06/05/2024	N/A
Sample Size: ; Batch:	Batch#:	N/A, CA 92705

Residual Solvents

Pass

Analyte	LOD	LOQ	Limit	Conc.	Status
	µg/g	µg/g	µg/g	µg/g	
Acetone	15.4688	46.875	5000	ND	Pass
Acetonitrile	15.4688	46.875	410	ND	Pass
Benzene	0.1547	0.4688	1	ND	Pass
Butane	15.4688	46.875	5000	ND	Pass
Chloroform	0.1547	0.4688	1	ND	Pass
1, 2-Dichloroethane	0.1547	0.4688	1	ND	Pass
Ethanol	15.4688	46.875	5000	ND	Pass
Ethyl Acetate	15.4688	46.875	5000	ND	Pass
Ethyl Ether	15.4688	46.875	5000	ND	Pass
Ethylene Oxide	0.1547	0.4688	1	ND	Pass
Heptane	15.4688	46.875	5000	ND	Pass
Hexane	15.4688	46.875	290	ND	Pass
Isopropyl Alcohol	15.4688	46.875	5000	ND	Pass
Methanol	15.4688	46.875	3000	ND	Pass
Methylene Chloride	0.1547	0.4688	1	ND	Pass
Pentane	15.4688	46.875	5000	ND	Pass
Propane	15.4688	46.875	5000	ND	Pass
Toluene	15.4688	46.875	890	ND	Pass
Total Xylenes (o, m, p)	46.4063	140.625	2170	ND	Pass
Trichloroethylene	0.1547	0.4688	1	ND	Pass



Date Tested: 06/04/2024
Residual Solvents: HS-GC-MS RS Method RS-SOP-001



Dr. Jerry White PhD Bryan Zahakaylo

Jerry White, PhD
Chief Scientific Officer
06/05/2024

Bryan Zahakaylo
Analyst
06/05/2024

Confident LIMS
All Rights Reserved
coa.support@confidentlims.com
(866) 506-5866
www.confidentlims.com



ND = Not Detected, NR = Not Reported, LOD = Limit of Detection, LOQ = Limit of Quantitation. This product has been tested by Excelbis Labs LLC using valid testing methodologies and a quality system as required by state law. All LQC samples were performed and met the prescribed acceptance criteria in 16 CCR section 5730, pursuant to 16 CCR section 5726(e)(13). Values reported relate only to the product tested. Excelbis Labs LLC makes no claims as to the efficacy, safety or other risks associated with any detected or non-detected levels of any compounds reported herein. This Certificate shall not be reproduced except in full, without the written approval of Excelbis Labs LLC.



Excelbis Labs
1920 E Warner Avenue
Santa Ana, CA 92705

(714) 340-7099
http://excelbislabs.com
Lic# C8-0000059-LIC

Exodus - Pink Runtz + Orange Creamsicle

Sample ID: 2406EXL1511.6656	Produced:	Client
Strain: Pink Runtz + Orange Creamsicle	Collected:	Exodus
Matrix: Concentrates & Extracts	Received:	Lic. #
Type: Vape	Completed: 06/05/2024	N/A
Sample Size: ; Batch:	Batch#:	N/A, CA 92705



Summary

Test	Date Tested	Result
Batch		Pass
Cannabinoids	06/05/2024	Complete
Foreign Matter	06/03/2024	Complete
Heavy Metals	06/04/2024	Pass
Microbials	06/04/2024	Pass
Mycotoxins	06/04/2024	Pass
GCMS Pesticides	06/04/2024	Pass
LCMS Pesticides	06/04/2024	Pass
Residual Solvents	06/04/2024	Pass

Cannabinoids

Complete

32.749% Total THC	ND Total CBD	85.865% Total Cannabinoids
-----------------------------	------------------------	--------------------------------------

Analyte	LOD	LOQ	Result	Result
	mg/g	mg/g	%	mg/g
CBC	0.125	0.250	1.6353	16.353
CBD	0.125	0.250	ND	ND
CBDa	0.125	0.250	ND	ND
CBDV	0.125	1.000	ND	ND
CBDVa	0.257	0.780	ND	ND
CBG	0.125	0.500	ND	ND
CBGa	0.125	0.250	ND	ND
CBN	0.125	0.250	ND	ND
Δ8-THC	0.125	0.500	30.0889	300.889
Δ9-THC	0.125	0.500	0.2531	2.531
THCa	0.250	0.500	2.7448	27.448
THCV	0.250	0.500	2.0949	20.949
Total THC			32.749	327.492
Total CBD			ND	ND
Total CBG			0.000	0.000
Total			85.865	858.647

Date Tested: 06/05/2024

Total THC = THCa * 0.877 + Δ9-THC; Total CBD = CBDa * 0.877 + CBD; Total CBG = CBGa * 0.877 + CBG.

Total Cannabinoids = Total THC + Total CBD + Total CBG + minor cannabinoids.

Cannabinoids: HPLC, CAN-SOP-001

Water Activity: Water Activity Meter, WA-SOP-001

Moisture Content: Moisture Analyzer, MO-SOP-001

Foreign Matter: Visual Inspection, FM-SOP-001



Dr. Jerry White PhD Bryan Zahakaylo

Jerry White, PhD
Chief Scientific Officer
06/05/2024

Bryan Zahakaylo
Analyst
06/05/2024

Confident LIMS
All Rights Reserved
coa.support@confidentlims.com
(866) 506-5866
www.confidentlims.com



ND = Not Detected, NR = Not Reported, LOD = Limit of Detection, LOQ = Limit of Quantitation. This product has been tested by Excelbis Labs LLC using valid testing methodologies and a quality system as required by state law. All LQC samples were performed and met the prescribed acceptance criteria in 16 CCR section 5730, pursuant to 16 CCR section 5726(e)(13). Values reported relate only to the product tested. Excelbis Labs LLC makes no claims as to the efficacy, safety or other risks associated with any detected or non-detected levels of any compounds reported herein. This Certificate shall not be reproduced except in full, without the written approval of Excelbis Labs LLC.



Excelbis Labs
1920 E Warner Avenue
Santa Ana, CA 92705

(714) 340-7099
http://excelbislabs.com
Lic# C8-0000059-LIC

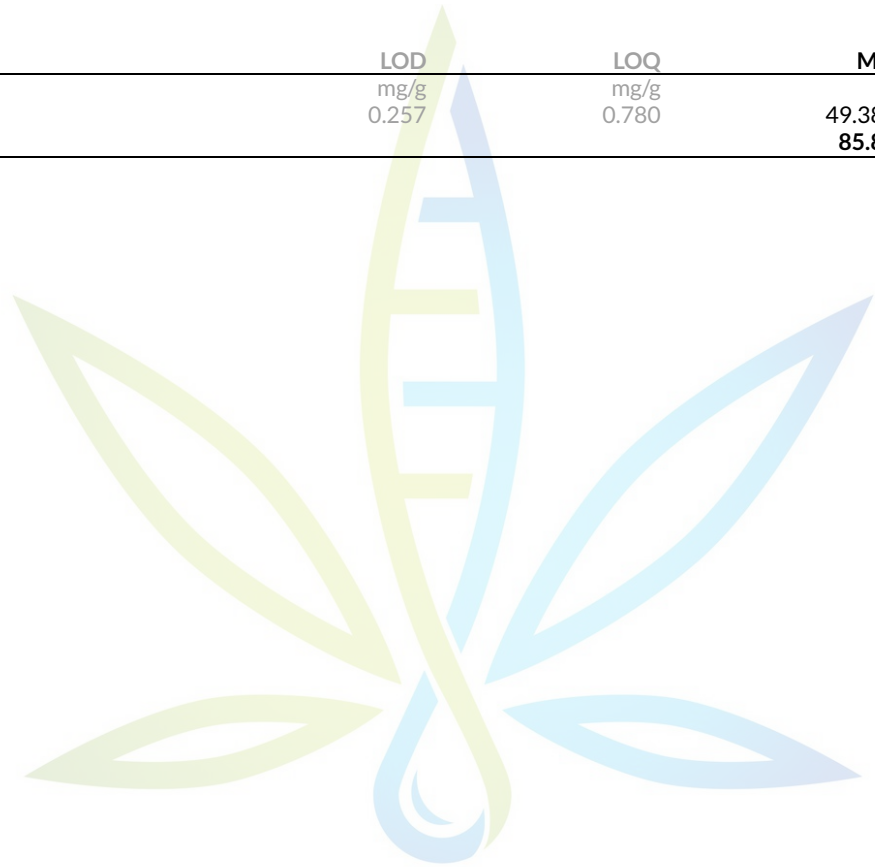
Exodus - Pink Runtz + Orange Creamsicle

Sample ID: 2406EXL1511.6656	Produced:	Client
Strain: Pink Runtz + Orange Creamsicle	Collected:	Exodus
Matrix: Concentrates & Extracts	Received:	Lic. #
Type: Vape	Completed: 06/05/2024	N/A
Sample Size: ; Batch:	Batch#:	N/A, CA 92705

Cannabinoids

Complete

Analyte	LOD	LOQ	Mass	Mass
	mg/g	mg/g	%	mg/g
Hxy-9	0.257	0.780	49.3854	493.854
Total			85.865	858.647



EXCELBIS

Total THC = THCa * 0.877 + Δ9-THC; Total CBD = CBDA * 0.877 + CBD; Total CBG = CBGa * 0.877 + CBG.
Total Cannabinoids = Total THC + Total CBD + Total CBG + minor cannabinoids.
Cannabinoids: HPLC, CAN-SOP-001
Water Activity: Water Activity Meter, WA-SOP-001
Moisture Content: Moisture Analyzer, MO-SOP-001
Foreign Matter: Visual Inspection, FM-SOP-001

L A B S



Dr. Jerry White PhD Bryan Zahakaylo

Jerry White, PhD
Chief Scientific Officer
06/05/2024

Bryan Zahakaylo
Analyst
06/05/2024

Confident LIMS
All Rights Reserved
coa.support@confidentlims.com
(866) 506-5866
www.confidentlims.com



ND = Not Detected, NR = Not Reported, LOD = Limit of Detection, LOQ = Limit of Quantitation. This product has been tested by Excelbis Labs LLC using valid testing methodologies and a quality system as required by state law. All LQC samples were performed and met the prescribed acceptance criteria in 16 CCR section 5730, pursuant to 16 CCR section 5726(e)(13). Values reported relate only to the product tested. Excelbis Labs LLC makes no claims as to the efficacy, safety or other risks associated with any detected or non-detected levels of any compounds reported herein. This Certificate shall not be reproduced except in full, without the written approval of Excelbis Labs LLC.



Exodus - Pink Runtz + Orange Creamsicle

Sample ID: 2406EXL1511.6656	Produced:	Client
Strain: Pink Runtz + Orange Creamsicle	Collected:	Exodus
Matrix: Concentrates & Extracts	Received:	Lic. #
Type: Vape	Completed: 06/05/2024	N/A
Sample Size: ; Batch:	Batch#:	N/A, CA 92705

GC Pesticides

Pass

Analyte	LOD	LOQ	Limit	Mass	Status
	µg/g	µg/g	µg/g	µg/g	
Captan	0.231	0.7	0.7	ND	Pass
Chlordane (trans + cis)	0.0116	0.035	0.0116	ND	Pass
Chlorfenapyr	0.0058	0.0175	0.0058	ND	Pass
Cyfluthrin	0.0231	0.07	2	ND	Pass
Cypermethrin	0.0231	0.07	1	ND	Pass
Parathion Methyl	0.0058	0.0175	0.0058	ND	Pass
Pentachloronitrobenzene (Quintozene)	0.0231	0.07	0.1	ND	Pass

Mycotoxins

Pass

Analytes	LOD	LOQ	Limit	Conc.	Status
	PPB	PPB	PPB	PPB	
Aflatoxin B1	1.7000	5.0000		ND	Tested
Aflatoxin B2	1.7000	5.0000		ND	Tested
Aflatoxin G1	1.7000	5.0000		ND	Tested
Aflatoxin G2	1.7000	5.0000		ND	Tested
Ochratoxin A	6.6000	20.0000	20	ND	Pass
Total Aflatoxins			20	ND	Pass

Microbials

Pass

Analyte	Limit	Detected / Not Detected	Status
	RFU/g	RFU/g	
Aspergillus flavus	0	Not Detected	Pass
Aspergillus fumigatus	0	Not Detected	Pass
Aspergillus niger	0	Not Detected	Pass
Aspergillus terreus	0	Not Detected	Pass
Shiga toxin-producing E. Coli	0	Not Detected	Pass
Salmonella SPP	0	Not Detected	Pass

Heavy Metals

Pass

Analyte	LOD	LOQ	Limit	Conc.	Status
	PPM	PPM	PPM	PPM	
Arsenic	0.0165	0.05	0.2	ND	Pass
Cadmium	0.0165	0.05	0.2	ND	Pass
Lead	0.0413	0.125	0.5	ND	Pass
Mercury	0.0033	0.01	0.1	ND	Pass

GCMS Date Tested: 06/04/2024
Pesticides: GC-MS/MS, GCMS Method GCP-SOP-001
LCMS Date Tested: 06/04/2024
Mycotoxins Footnote: Mycotoxins: LC-MS/MS, LCMS Method LCP-SOP-001
Microbial Date Tested: 06/04/2024
Microbials Footnote: Microbial: PCR-SOP-001
RFU = Relative Fluorescence Units
Heavy Metals Date Tested: 06/04/2024
Heavy Metals: Heavy Metals: ICP-MS, HM-SOP-001



Dr. Jerry White PhD Bryan Zahakaylo

Jerry White, PhD
Chief Scientific Officer
06/05/2024

Bryan Zahakaylo
Analyst
06/05/2024

Confident LIMS
All Rights Reserved
coa.support@confidentlims.com
(866) 506-5866
www.confidentlims.com





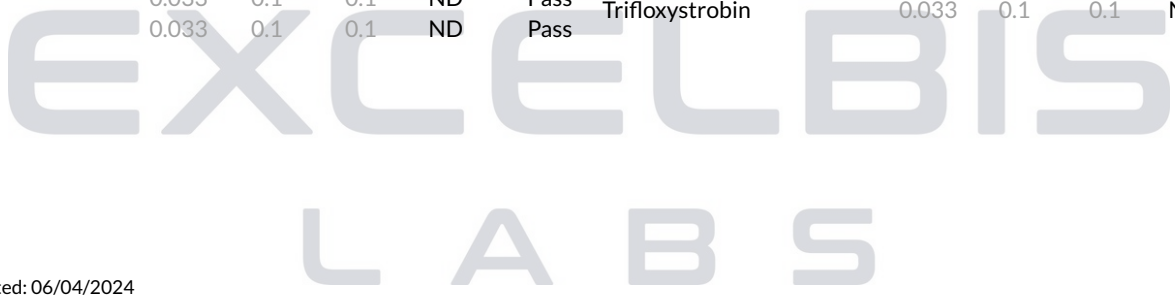
Exodus - Pink Runtz + Orange Creamsicle

Sample ID: 2406EXL1511.6656	Produced:	Client
Strain: Pink Runtz + Orange Creamsicle	Collected:	Exodus
Matrix: Concentrates & Extracts	Received:	Lic. #
Type: Vape	Completed: 06/05/2024	N/A
Sample Size: ; Batch:	Batch#:	N/A, CA 92705

LC Pesticides

Pass

Analyte	LOD	LOQ	Limit	Mass	Status	Analyte	LOD	LOQ	Limit	Mass	Status
	µg/g	µg/g	µg/g	µg/g			µg/g	µg/g	µg/g	µg/g	
Abamectin	0.033	0.1	0.1	ND	Pass	Imazalil	0.033	0.1	0.033	ND	Pass
Acephate	0.033	0.1	0.1	ND	Pass	Imidacloprid	0.033	0.1	5	ND	Pass
Acequinocyl	0.033	0.1	0.1	ND	Pass	Kresoxim Methyl	0.033	0.1	0.1	ND	Pass
Acetamiprid	0.033	0.1	0.1	ND	Pass	Malathion	0.033	0.1	0.5	ND	Pass
Aldicarb	0.033	0.1	0.033	ND	Pass	Metalaxyl	0.033	0.1	2	ND	Pass
Azoxystrobin	0.033	0.1	0.1	ND	Pass	Methiocarb	0.033	0.1	0.033	ND	Pass
Bifenazate	0.033	0.1	0.1	ND	Pass	Methomyl	0.033	0.1	1	ND	Pass
Bifenthrin	0.033	0.1	3	ND	Pass	Mevinphos	0.033	0.1	0.033	ND	Pass
Boscalid	0.033	0.1	0.1	ND	Pass	Myclobutanil	0.033	0.1	0.1	ND	Pass
Carbaryl	0.033	0.1	0.5	ND	Pass	Naled	0.033	0.1	0.1	ND	Pass
Carbofuran	0.033	0.1	0.033	ND	Pass	Oxamyl	0.033	0.1	0.5	ND	Pass
Chlorantraniliprole	0.033	0.1	10	ND	Pass	Pacllobutrazol	0.033	0.1	0.033	ND	Pass
Chlorpyrifos	0.033	0.1	0.033	ND	Pass	Permethrin (trans + cis)	0.033	0.1	0.5	ND	Pass
Clofentezine	0.033	0.1	0.1	ND	Pass	Phosmet	0.033	0.1	0.1	ND	Pass
Coumaphos	0.033	0.1	0.033	ND	Pass	Piperonyl Butoxide	0.033	0.1	3	ND	Pass
Daminozide	0.033	0.1	0.033	ND	Pass	Prallethrin	0.033	0.1	0.1	ND	Pass
Diazinon	0.1	0.1	0.1	ND	Pass	Propiconazole	0.033	0.1	0.1	ND	Pass
Dichlorvos	0.033	0.1	0.033	ND	Pass	Propoxur	0.033	0.1	0.033	ND	Pass
Dimethoate	0.033	0.1	0.033	ND	Pass	Pyrethrins (Cinerin + Jasmolin + Pyrethrin)	0.0133	0.04	0.5	ND	Pass
Dimethomorph (I + II)	0.033	0.1	2	ND	Pass	Pyridaben	0.033	0.1	0.1	ND	Pass
Ethoprophos	0.033	0.1	0.033	ND	Pass	Spinetoram (J + L)	0.033	0.1	0.1	ND	Pass
Etofenprox	0.033	0.1	0.033	ND	Pass	Spinosyn (A + D)	0.033	0.1	0.1	ND	Pass
Etoazole	0.033	0.1	0.1	ND	Pass	Spiromesifen	0.033	0.1	0.1	ND	Pass
Fenhexamid	0.033	0.1	0.1	ND	Pass	Spirotetramat	0.033	0.1	0.1	ND	Pass
Fenoxycarb	0.033	0.1	0.033	ND	Pass	Spiroxamine	0.033	0.1	0.033	ND	Pass
Fenpyroximate	0.033	0.1	0.1	ND	Pass	Tebuconazole	0.033	0.1	0.1	ND	Pass
Fipronil	0.033	0.1	0.033	ND	Pass	Thiacloprid	0.033	0.1	0.033	ND	Pass
Flonicamid	0.033	0.1	0.1	ND	Pass	Thiamethoxam	0.033	0.1	5	ND	Pass
Fludioxonil	0.033	0.1	0.1	ND	Pass	Trifloxystrobin	0.033	0.1	0.1	ND	Pass
Hexythiazox	0.033	0.1	0.1	ND	Pass						



LCMS Date Tested: 06/04/2024
Pesticides: LC-MS/MS. LCMS Method LCP-SOP-001



Dr. Jerry White PhD
Jerry White, PhD
Chief Scientific Officer
06/05/2024

Bryan Zahakaylo
Bryan Zahakaylo
Analyst
06/05/2024

Confident LIMS
All Rights Reserved
coa.support@confidentlims.com
(866) 506-5866
www.confidentlims.com



ND = Not Detected, NR = Not Reported, LOD = Limit of Detection, LOQ = Limit of Quantitation. This product has been tested by Excelbis Labs LLC using valid testing methodologies and a quality system as required by state law. All LQC samples were performed and met the prescribed acceptance criteria in 16 CCR section 5730, pursuant to 16 CCR section 5726(e)(13). Values reported relate only to the product tested. Excelbis Labs LLC makes no claims as to the efficacy, safety or other risks associated with any detected or non-detected levels of any compounds reported herein. This Certificate shall not be reproduced except in full, without the written approval of Excelbis Labs LLC.



Excelbis Labs
1920 E Warner Avenue
Santa Ana, CA 92705

(714) 340-7099
http://excelbislabs.com
Lic# C8-0000059-LIC

Exodus - Pink Runtz + Orange Creamsicle

Sample ID: 2406EXL1511.6656	Produced:	Client
Strain: Pink Runtz + Orange Creamsicle	Collected:	Exodus
Matrix: Concentrates & Extracts	Received:	Lic. #
Type: Vape	Completed: 06/05/2024	N/A
Sample Size: ; Batch:	Batch#:	N/A, CA 92705

Residual Solvents

Pass

Analyte	LOD	LOQ	Limit	Conc.	Status
	µg/g	µg/g	µg/g	µg/g	
Acetone	15.4688	46.875	5000	ND	Pass
Acetonitrile	15.4688	46.875	410	ND	Pass
Benzene	0.1547	0.4688	1	ND	Pass
Butane	15.4688	46.875	5000	ND	Pass
Chloroform	0.1547	0.4688	1	ND	Pass
1, 2-Dichloroethane	0.1547	0.4688	1	ND	Pass
Ethanol	15.4688	46.875	5000	ND	Pass
Ethyl Acetate	15.4688	46.875	5000	ND	Pass
Ethyl Ether	15.4688	46.875	5000	ND	Pass
Ethylene Oxide	0.1547	0.4688	1	ND	Pass
Heptane	15.4688	46.875	5000	ND	Pass
Hexane	15.4688	46.875	290	ND	Pass
Isopropyl Alcohol	15.4688	46.875	5000	ND	Pass
Methanol	15.4688	46.875	3000	ND	Pass
Methylene Chloride	0.1547	0.4688	1	ND	Pass
Pentane	15.4688	46.875	5000	ND	Pass
Propane	15.4688	46.875	5000	ND	Pass
Toluene	15.4688	46.875	890	ND	Pass
Total Xylenes (o, m, p)	46.4063	140.625	2170	ND	Pass
Trichloroethylene	0.1547	0.4688	1	ND	Pass



Date Tested: 06/04/2024
Residual Solvents: HS-GC-MS RS Method RS-SOP-001



Dr. Jerry White PhD Bryan Zahakaylo

Jerry White, PhD
Chief Scientific Officer
06/05/2024

Bryan Zahakaylo
Analyst
06/05/2024

Confident LIMS
All Rights Reserved
coa.support@confidentlims.com
(866) 506-5866
www.confidentlims.com



ND = Not Detected, NR = Not Reported, LOD = Limit of Detection, LOQ = Limit of Quantitation. This product has been tested by Excelbis Labs LLC using valid testing methodologies and a quality system as required by state law. All LQC samples were performed and met the prescribed acceptance criteria in 16 CCR section 5730, pursuant to 16 CCR section 5726(e)(13). Values reported relate only to the product tested. Excelbis Labs LLC makes no claims as to the efficacy, safety or other risks associated with any detected or non-detected levels of any compounds reported herein. This Certificate shall not be reproduced except in full, without the written approval of Excelbis Labs LLC.



Excelbis Labs
1920 E Warner Avenue
Santa Ana, CA 92705

(714) 340-7099
http://excelbislabs.com
Lic# C8-0000059-LIC

badder blend 2x2 4g

Sample ID: 2410EXL3407.14660	Produced:	Client
Strain: candy cherry/ watermelon kush	Collected:	Exodus
Matrix: Concentrates & Extracts	Received:	Lic. #
Type: Batter/Badder	Completed: 10/22/2024	N/A
Sample Size: ; Batch:	Batch#: 0	N/A, CA 92705



Summary

Test	Date Tested	Result
Batch		Pass
Cannabinoids		Complete
Foreign Matter	10/22/2024	Pass
Heavy Metals		Pass
Microbials		Pass
Mycotoxins		Pass
GCMS Pesticides		Pass
LCMS Pesticides		Pass
Residual Solvents		Pass
Terpenes		Complete

Cannabinoids

Complete

ND Total THC	ND Total CBD	29.640% Total Cannabinoids
------------------------	------------------------	--------------------------------------

Analyte	LOD	LOQ	Result	Result
	mg/g	mg/g	%	mg/g
CBC	0.009	0.025	ND	ND
CBD	0.025	0.100	ND	ND
CBDa	0.019	0.050	ND	ND
CBDV	0.125	1.000	ND	ND
CBDVa	0.257	0.780	ND	ND
CBG	0.019	0.100	ND	ND
CBGa	0.125	0.250	ND	ND
CBN	0.009	0.050	ND	ND
Δ8-THC	0.025	0.100	21.0000	210.000
Δ9-THC	0.019	0.100	ND	ND
THCa	0.013	0.050	ND	ND
THCV	0.025	0.100	3.3000	33.000
Total THC			ND	ND
Total CBD			ND	ND
Total CBG			0.000	0.000
Total			29.640	296.400

Date Tested:

Total THC = THCa * 0.877 + Δ9-THC + Δ8 THC; Total CBD = CBDa * 0.877 + CBD; Total CBG = CBGa * 0.877 + CBG.
Total Cannabinoids = Total THC + Total CBD + Total CBG + minor cannabinoids.
Cannabinoids: HPLC, CAN-SOP-001
Water Activity: Water Activity Meter, WA-SOP-001
Moisture Content: Moisture Analyzer, MO-SOP-001
Foreign Matter: Visual Inspection, FM-SOP-001

Dr. Jerry White PhD *Bryan Zahakaylo*

Jerry White, PhD
Chief Scientific Officer

Bryan Zahakaylo
Analyst

Confident LIMS
All Rights Reserved
coa.support@confidentlims.com
(866) 506-5866
www.confidentlims.com



ND = Not Detected, NR = Not Reported, LOD = Limit of Detection, LOQ = Limit of Quantitation. This product has been tested by Excelbis Labs LLC using valid testing methodologies and a quality system as required by state law. All LQC samples were performed and met the prescribed acceptance criteria in 16 CCR section 5730, pursuant to 16 CCR section 5726(e)(13). Values reported relate only to the product tested. Excelbis Labs LLC makes no claims as to the efficacy, safety or other risks associated with any detected or non-detected levels of any compounds reported herein. This Certificate shall not be reproduced except in full, without the written approval of Excelbis Labs LLC. This Certificate of Analysis is limited to the sample tested in a batch. This Certificate does not make any representation or warranty for all Products within the tested Batch.



Excelbis Labs
1920 E Warner Avenue
Santa Ana, CA 92705

(714) 340-7099
http://excelbislabs.com
Lic# C8-0000059-LIC


badder blend 2x2 4g

Sample ID: 2410EXL3407.14660	Produced:	Client
Strain: candy cherry/ watermelon kush	Collected:	Exodus
Matrix: Concentrates & Extracts	Received:	Lic. #
Type: Batter/Badder	Completed: 10/22/2024	N/A
Sample Size: ; Batch:	Batch#: 0	N/A, CA 92705

Cannabinoids

Complete

Analyte	LOD mg/g	LOQ mg/g	Result %	Result mg/g
HHC	0.257	0.780	ND	ND
THCp	0.257	0.780	2.1500	21.500
THC-JD	0.257	0.780	2.2900	22.900
THC-h	0.257	0.780	0.9000	9.000
HHCa	0.257	0.780	ND	ND
HHCp	0.257	0.780	ND	ND
Total			29.640	296.400



EXCELBIS

Total THC = THCa * 0.877 + Δ9-THC + Δ8 THC; Total CBD = CBDa * 0.877 + CBD; Total CBG = CBGa * 0.877 + CBG.
Total Cannabinoids = Total THC + Total CBD + Total CBG + minor cannabinoids.

Cannabinoids: HPLC, CAN-SOP-001
Water Activity: Water Activity Meter, WA-SOP-001
Moisture Content: Moisture Analyzer, MO-SOP-001
Foreign Matter: Visual Inspection, FM-SOP-001

L A B S

Dr. Jerry White PhD Bryan Zahakaylo

Jerry White, PhD
Chief Scientific Officer

Bryan Zahakaylo
Analyst

Confident LIMS
All Rights Reserved
coa.support@confidentlims.com
(866) 506-5866
www.confidentlims.com



ND = Not Detected, NR = Not Reported, LOD = Limit of Detection, LOQ = Limit of Quantitation. This product has been tested by Excelbis Labs LLC using valid testing methodologies and a quality system as required by state law. All LQC samples were performed and met the prescribed acceptance criteria in 16 CCR section 5730, pursuant to 16 CCR section 5726(e)(13). Values reported relate only to the product tested. Excelbis Labs LLC makes no claims as to the efficacy, safety or other risks associated with any detected or non-detected levels of any compounds reported herein. This Certificate shall not be reproduced except in full, without the written approval of Excelbis Labs LLC. This Certificate of Analysis is limited to the sample tested in a batch. This Certificate does not make any representation or warranty for all Products within the tested Batch.



badder blend 2x2 4g

Sample ID: 2410EXL3407.14660	Produced:	Client
Strain: candy cherry/ watermelon kush	Collected:	Exodus
Matrix: Concentrates & Extracts	Received:	Lic. #
Type: Batter/Badder	Completed: 10/22/2024	N/A
Sample Size: ; Batch:	Batch#: 0	N/A, CA 92705

GC Pesticides

Pass

Analyte	LOD	LOQ	Limit	Mass	Status
	µg/g	µg/g	µg/g	µg/g	
Captan	0.231	0.7	0.7	ND	Pass
Chlordane (trans + cis)	0.0116	0.035	0.0116	ND	Pass
Chlorfenapyr	0.0058	0.0175	0.0058	ND	Pass
Cyfluthrin	0.0231	0.07	2	ND	Pass
Cypermethrin	0.0231	0.07	1	ND	Pass
Parathion Methyl	0.0058	0.0175	0.0058	ND	Pass
Pentachloronitrobenzene (Quintozene)	0.0231	0.07	0.1	ND	Pass

Mycotoxins

Pass

Analytes	LOD	LOQ	Limit	Conc.	Status
	PPB	PPB	PPB	PPB	
Aflatoxin B1	1.7000	5.0000		ND	Tested
Aflatoxin B2	1.7000	5.0000		ND	Tested
Aflatoxin G1	1.7000	5.0000		ND	Tested
Aflatoxin G2	1.7000	5.0000		ND	Tested
Ochratoxin A	6.6000	20.0000	20	ND	Pass
Total Aflatoxins			20	ND	Pass

Microbials

Pass

Analyte	Limit	Detected / Not Detected	Status
	RFU/g	RFU/g	
Aspergillus flavus	0	Not Detected	Pass
Aspergillus fumigatus	0	Not Detected	Pass
Aspergillus niger	0	Not Detected	Pass
Aspergillus terreus	0	Not Detected	Pass
Shiga toxin-producing E. Coli	0	Not Detected	Pass
Salmonella SPP	0	Not Detected	Pass

Heavy Metals

Pass

Analyte	LOD	LOQ	Limit	Conc.	Status
	PPM	PPM	PPM	PPM	
Arsenic	0.0150	0.05	0.2	ND	Pass
Cadmium	0.0113	0.05	0.2	ND	Pass
Lead	0.00615	0.05	0.5	ND	Pass
Mercury	0.00126	0.005	0.1	ND	Pass

GCMS Date Tested:
Pesticides: GC-MS/MS, GCMS Method GCP-SOP-001
LCMS Date Tested:
Mycotoxins Footnote: Mycotoxins: LC-MS/MS, LCMS Method LCP-SOP-001
Microbial Date Tested:
Microbials Footnote: Microbial: PCR-SOP-001
RFU = Relative Fluorescence Units
Heavy Metals Date Tested:
Heavy Metals: Heavy Metals: ICP-MS, HM-SOP-001

Dr. Jerry White PhD *Bryan Zahakaylo*

Jerry White, PhD
Chief Scientific Officer

Bryan Zahakaylo
Analyst

Confident LIMS
All Rights Reserved
coa.support@confidentlims.com
(866) 506-5866
www.confidentlims.com



ND = Not Detected, NR = Not Reported, LOD = Limit of Detection, LOQ = Limit of Quantitation. This product has been tested by Excelbis Labs LLC using valid testing methodologies and a quality system as required by state law. All LQC samples were performed and met the prescribed acceptance criteria in 16 CCR section 5730, pursuant to 16 CCR section 5726(e)(13). Values reported relate only to the product tested. Excelbis Labs LLC makes no claims as to the efficacy, safety or other risks associated with any detected or non-detected levels of any compounds reported herein. This Certificate shall not be reproduced except in full, without the written approval of Excelbis Labs LLC. This Certificate of Analysis is limited to the sample tested in a batch. This Certificate does not make any representation or warranty for all Products within the tested Batch.



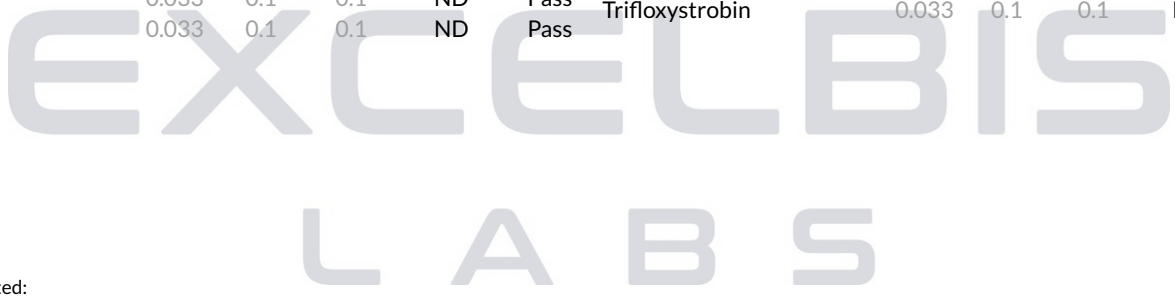
badder blend 2x2 4g

Sample ID: 2410EXL3407.14660	Produced:	Client
Strain: candy cherry/ watermelon kush	Collected:	Exodus
Matrix: Concentrates & Extracts	Received:	Lic. #
Type: Batter/Badder	Completed: 10/22/2024	N/A
Sample Size: ; Batch:	Batch#: 0	N/A, CA 92705

LC Pesticides

Pass

Analyte	LOD	LOQ	Limit	Result	Status	Analyte	LOD	LOQ	Limit	Result	Status
	µg/g	µg/g	µg/g	µg/g			µg/g	µg/g	µg/g	µg/g	
Abamectin	0.033	0.1	0.1	ND	Pass	Imazalil	0.033	0.1	0.033	ND	Pass
Acephate	0.033	0.1	0.1	ND	Pass	Imidacloprid	0.033	0.1	5	ND	Pass
Acequinocyl	0.033	0.1	0.1	ND	Pass	Kresoxim Methyl	0.033	0.1	0.1	ND	Pass
Acetamiprid	0.033	0.1	0.1	ND	Pass	Malathion	0.033	0.1	0.5	ND	Pass
Aldicarb	0.033	0.1	0.033	ND	Pass	Metalaxyl	0.033	0.1	2	ND	Pass
Azoxystrobin	0.033	0.1	0.1	ND	Pass	Methiocarb	0.033	0.1	0.033	ND	Pass
Bifenazate	0.033	0.1	0.1	ND	Pass	Methomyl	0.033	0.1	1	ND	Pass
Bifenthrin	0.033	0.1	3	ND	Pass	Mevinphos	0.033	0.1	0.033	ND	Pass
Boscalid	0.033	0.1	0.1	ND	Pass	Myclobutanil	0.033	0.1	0.1	ND	Pass
Carbaryl	0.033	0.1	0.5	ND	Pass	Naled	0.033	0.1	0.1	ND	Pass
Carbofuran	0.033	0.1	0.033	ND	Pass	Oxamyl	0.033	0.1	0.5	ND	Pass
Chlorantraniliprole	0.033	0.1	10	ND	Pass	Pacllobutrazol	0.033	0.1	0.033	ND	Pass
Chlorpyrifos	0.033	0.1	0.033	ND	Pass	Permethrin (trans + cis)	0.033	0.1	0.5	ND	Pass
Clofentezine	0.033	0.1	0.1	ND	Pass	Phosmet	0.033	0.1	0.1	ND	Pass
Coumaphos	0.033	0.1	0.033	ND	Pass	Piperonyl Butoxide	0.033	0.1	3	ND	Pass
Daminozide	0.033	0.1	0.033	ND	Pass	Prallethrin	0.033	0.1	0.1	ND	Pass
Diazinon	0.1	0.1	0.1	ND	Pass	Propiconazole	0.033	0.1	0.1	ND	Pass
Dichlorvos	0.033	0.1	0.033	ND	Pass	Propoxur	0.033	0.1	0.033	ND	Pass
Dimethoate	0.033	0.1	0.033	ND	Pass	Pyrethrins (Cinerin + Jasmolin + Pyrethrin)	0.0133	0.04	0.5	ND	Pass
Dimethomorph (I + II)	0.033	0.1	2	ND	Pass	Pyridaben	0.033	0.1	0.1	ND	Pass
Ethoprophos	0.033	0.1	0.033	ND	Pass	Spinetoram (J + L)	0.033	0.1	0.1	ND	Pass
Etofenprox	0.033	0.1	0.033	ND	Pass	Spinosyn (A + D)	0.033	0.1	0.1	ND	Pass
Etoazole	0.033	0.1	0.1	ND	Pass	Spiromesifen	0.033	0.1	0.1	ND	Pass
Fenhexamid	0.033	0.1	0.1	ND	Pass	Spirotetramat	0.033	0.1	0.1	ND	Pass
Fenoxycarb	0.033	0.1	0.033	ND	Pass	Spiroxamine	0.033	0.1	0.033	ND	Pass
Fenpyroximate	0.033	0.1	0.1	ND	Pass	Tebuconazole	0.033	0.1	0.1	ND	Pass
Fipronil	0.033	0.1	0.033	ND	Pass	Thiacloprid	0.033	0.1	0.033	ND	Pass
Flonicamid	0.033	0.1	0.1	ND	Pass	Thiamethoxam	0.033	0.1	5	ND	Pass
Fludioxonil	0.033	0.1	0.1	ND	Pass	Trifloxystrobin	0.033	0.1	0.1	ND	Pass
Hexythiazox	0.033	0.1	0.1	ND	Pass						



LCMS Date Tested:
Pesticides: LC-MS/MS. LCMS Method LCP-SOP-001

Dr. Jerry White PhD *Bryan Zahakaylo*

Jerry White, PhD
Chief Scientific Officer

Bryan Zahakaylo
Analyst

Confident LIMS
All Rights Reserved
coa.support@confidentlims.com
(866) 506-5866
www.confidentlims.com



ND = Not Detected, NR = Not Reported, LOD = Limit of Detection, LOQ = Limit of Quantitation. This product has been tested by Excelbis Labs LLC using valid testing methodologies and a quality system as required by state law. All LQC samples were performed and met the prescribed acceptance criteria in 16 CCR section 5730, pursuant to 16 CCR section 5726(e)(13). Values reported relate only to the product tested. Excelbis Labs LLC makes no claims as to the efficacy, safety or other risks associated with any detected or non-detected levels of any compounds reported herein. This Certificate shall not be reproduced except in full, without the written approval of Excelbis Labs LLC. This Certificate of Analysis is limited to the sample tested in a batch. This Certificate does not make any representation or warranty for all Products within the tested Batch.



badder blend 2x2 4g

Sample ID: 2410EXL3407.14660	Produced:	Client
Strain: candy cherry/ watermelon kush	Collected:	Exodus
Matrix: Concentrates & Extracts	Received:	Lic. #
Type: Batter/Badder	Completed: 10/22/2024	N/A
Sample Size: ; Batch:	Batch#: 0	N/A, CA 92705

Residual Solvents

Pass

Analyte	LOD	LOQ	Limit	Conc.	Status
	µg/g	µg/g	µg/g	µg/g	
Acetone	15.4688	46.875	5000	ND	Pass
Acetonitrile	15.4688	46.875	410	ND	Pass
Benzene	0.1547	0.4688	1	ND	Pass
Butane	15.4688	46.875	5000	ND	Pass
Chloroform	0.1547	0.4688	1	ND	Pass
1, 2-Dichloroethane	0.1547	0.4688	1	ND	Pass
Ethanol	15.4688	46.875	5000	ND	Pass
Ethyl Acetate	15.4688	46.875	5000	ND	Pass
Ethyl Ether	15.4688	46.875	5000	ND	Pass
Ethylene Oxide	0.1547	0.4688	1	ND	Pass
Heptane	15.4688	46.875	5000	ND	Pass
Hexane	15.4688	46.875	290	ND	Pass
Isopropyl Alcohol	15.4688	46.875	5000	ND	Pass
Methanol	15.4688	46.875	3000	ND	Pass
Methylene Chloride	0.1547	0.4688	1	ND	Pass
Pentane	15.4688	46.875	5000	ND	Pass
Propane	15.4688	46.875	5000	ND	Pass
Toluene	15.4688	46.875	890	ND	Pass
Total Xylenes (o, m, p)	46.4063	140.625	2170	ND	Pass
Trichloroethylene	0.1547	0.4688	1	ND	Pass



Date Tested:
Residual Solvents: HS-GC-MS RS Method RS-SOP-001

Dr. Jerry White PhD Bryan Zahakaylo

Jerry White, PhD
Chief Scientific Officer

Bryan Zahakaylo
Analyst

Confident LIMS
All Rights Reserved
coa.support@confidentlims.com
(866) 506-5866
www.confidentlims.com



ND = Not Detected, NR = Not Reported, LOD = Limit of Detection, LOQ = Limit of Quantitation. This product has been tested by Excelbis Labs LLC using valid testing methodologies and a quality system as required by state law. All LQC samples were performed and met the prescribed acceptance criteria in 16 CCR section 5730, pursuant to 16 CCR section 5726(e)(13). Values reported relate only to the product tested. Excelbis Labs LLC makes no claims as to the efficacy, safety or other risks associated with any detected or non-detected levels of any compounds reported herein. This Certificate shall not be reproduced except in full, without the written approval of Excelbis Labs LLC. This Certificate of Analysis is limited to the sample tested in a batch. This Certificate does not make any representation or warranty for all Products within the tested Batch.



Excelbis Labs
1920 E Warner Avenue
Santa Ana, CA 92705

(714) 340-7099
http://excelbislabs.com
Lic# C8-0000059-LIC

badder blend 2x2 4g

Sample ID: 2410EXL3407.14660	Produced:	Client
Strain: candy cherry/ watermelon kush	Collected:	Exodus
Matrix: Concentrates & Extracts	Received:	Lic. #
Type: Batter/Badder	Completed: 10/22/2024	N/A
Sample Size: ; Batch:	Batch#: 0	N/A, CA 92705

Terpenes

Complete

Analyte	LOD µg/g	LOQ µg/g	Conc. %	Conc. mg/g
α-Bisabolol	12.200000	97.600000	NR	NR
Camphene	1.525000	97.600000	NR	NR
3-Carene	1.525000	97.600000	NR	NR
β-Caryophyllene	24.400000	97.600000	NR	NR
Caryophyllene Oxide	24.400000	97.600000	NR	NR
p-Cymene	1.525000	97.600000	NR	NR
Eucalyptol	1.525000	97.600000	NR	NR
Geraniol	6.100000	97.600000	NR	NR
Guaiol	6.100000	97.600000	NR	NR
α-Humulene	3.050000	97.600000	NR	NR
Isopulegol	12.200000	97.600000	NR	NR
δ-Limonene	3.050000	97.600000	NR	NR
Linalool	3.050000	97.600000	NR	NR
β-Myrcene	1.525000	97.600000	NR	NR
cis-Nerolidol	48.800000	97.600000	NR	NR
trans-Nerolidol	6.100000	97.600000	NR	NR
β-Ocimene	1.525000	97.600000	NR	NR
α-Ocimene	1.525000	97.600000	NR	NR
β-Pinene	1.525000	97.600000	NR	NR
α-Pinene	1.525000	97.600000	10.000000	100.000000
γ-Terpinene	1.525000	97.600000	NR	NR
α-Terpinene	1.525000	97.600000	NR	NR
Terpinolene	1.525000	97.600000	NR	NR
Total			10.000000	100.000000

Primary Aromas

 Pine			
----------	--	--	--

Date Tested:
Terpenes: HS-GC-MS

Dr. Jerry White PhD Bryan Zahakaylo

Jerry White, PhD
Chief Scientific Officer

Bryan Zahakaylo
Analyst

Confident LIMS
All Rights Reserved
coa.support@confidentlims.com
(866) 506-5866
www.confidentlims.com



ND = Not Detected, NR = Not Reported, LOD = Limit of Detection, LOQ = Limit of Quantitation. This product has been tested by Excelbis Labs LLC using valid testing methodologies and a quality system as required by state law. All LQC samples were performed and met the prescribed acceptance criteria in 16 CCR section 5730, pursuant to 16 CCR section 5726(e)(13). Values reported relate only to the product tested. Excelbis Labs LLC makes no claims as to the efficacy, safety or other risks associated with any detected or non-detected levels of any compounds reported herein. This Certificate shall not be reproduced except in full, without the written approval of Excelbis Labs LLC. This Certificate of Analysis is limited to the sample tested in a batch. This Certificate does not make any representation or warranty for all Products within the tested Batch.



Excelbis Labs
1920 E Warner Avenue
Santa Ana, CA 92705

(714) 340-7099
http://excelbislabs.com
Lic# C8-0000059-LIC

badder blend 2x2 4g

Sample ID: 2410EXL3407.14658	Produced:	Client
Strain: cadillac rainbow/ Donut shop	Collected:	Exodus
Matrix: Concentrates & Extracts	Received:	Lic. #
Type: Batter/Badder	Completed: 10/22/2024	N/A
Sample Size: ; Batch:	Batch#: 0	N/A, CA 92705



Summary

Test	Date Tested	Result
Batch		Pass
Cannabinoids		Complete
Foreign Matter	10/22/2024	Pass
Heavy Metals		Pass
Microbials		Pass
Mycotoxins		Pass
GCMS Pesticides		Pass
LCMS Pesticides		Pass
Residual Solvents		Pass
Terpenes		Complete

Cannabinoids

Complete

ND Total THC	ND Total CBD	31.000% Total Cannabinoids
------------------------	------------------------	--------------------------------------

Analyte	LOD	LOQ	Result	Result
	mg/g	mg/g	%	mg/g
CBC	0.009	0.025	ND	ND
CBD	0.025	0.100	ND	ND
CBDa	0.019	0.050	ND	ND
CBDV	0.125	1.000	ND	ND
CBDVa	0.257	0.780	ND	ND
CBG	0.019	0.100	ND	ND
CBGa	0.125	0.250	ND	ND
CBN	0.009	0.050	ND	ND
Δ8-THC	0.025	0.100	20.0000	200.000
Δ9-THC	0.019	0.100	ND	ND
THCa	0.013	0.050	ND	ND
THCV	0.025	0.100	3.3000	33.000
Total THC			ND	ND
Total CBD			ND	ND
Total CBG			0.000	0.000
Total			31.000	310.000

Date Tested:

Total THC = THCa * 0.877 + Δ9-THC + Δ8 THC; Total CBD = CBDa * 0.877 + CBD; Total CBG = CBGa * 0.877 + CBG.
Total Cannabinoids = Total THC + Total CBD + Total CBG + minor cannabinoids.
Cannabinoids: HPLC, CAN-SOP-001
Water Activity: Water Activity Meter, WA-SOP-001
Moisture Content: Moisture Analyzer, MO-SOP-001
Foreign Matter: Visual Inspection, FM-SOP-001

Dr. Jerry White PhD Bryan Zahakaylo

Jerry White, PhD
Chief Scientific Officer

Bryan Zahakaylo
Analyst

Confident LIMS
All Rights Reserved
coa.support@confidentlims.com
(866) 506-5866
www.confidentlims.com



ND = Not Detected, NR = Not Reported, LOD = Limit of Detection, LOQ = Limit of Quantitation. This product has been tested by Excelbis Labs LLC using valid testing methodologies and a quality system as required by state law. All LQC samples were performed and met the prescribed acceptance criteria in 16 CCR section 5730, pursuant to 16 CCR section 5726(e)(13). Values reported relate only to the product tested. Excelbis Labs LLC makes no claims as to the efficacy, safety or other risks associated with any detected or non-detected levels of any compounds reported herein. This Certificate shall not be reproduced except in full, without the written approval of Excelbis Labs LLC. This Certificate of Analysis is limited to the sample tested in a batch. This Certificate does not make any representation or warranty for all Products within the tested Batch.



Excelbis Labs
1920 E Warner Avenue
Santa Ana, CA 92705

(714) 340-7099
http://excelbislabs.com
Lic# C8-0000059-LIC


badder blend 2x2 4g

Sample ID: 2410EXL3407.14658	Produced:	Client
Strain: cadillac rainbow/ Donut shop	Collected:	Exodus
Matrix: Concentrates & Extracts	Received:	Lic. #
Type: Batter/Badder	Completed: 10/22/2024	N/A
Sample Size: ; Batch:	Batch#: 0	N/A, CA 92705

Cannabinoids

Complete

Analyte	LOD mg/g	LOQ mg/g	Result %	Result mg/g
HHC	0.257	0.780	ND	ND
THCp	0.257	0.780	2.2000	22.000
THC-JD	0.257	0.780	5.5000	55.000
THC-h	0.257	0.780	ND	ND
HHCa	0.257	0.780	ND	ND
HHCp	0.257	0.780	ND	ND
Total			31.000	310.000



EXCELBIS

Total THC = THCa * 0.877 + Δ9-THC + Δ8 THC; Total CBD = CBDa * 0.877 + CBD; Total CBG = CBGa * 0.877 + CBG.
Total Cannabinoids = Total THC + Total CBD + Total CBG + minor cannabinoids.
Cannabinoids: HPLC, CAN-SOP-001
Water Activity: Water Activity Meter, WA-SOP-001
Moisture Content: Moisture Analyzer, MO-SOP-001
Foreign Matter: Visual Inspection, FM-SOP-001

LABS

Dr. Jerry White PhD Bryan Zahakaylo

Jerry White, PhD
Chief Scientific Officer

Bryan Zahakaylo
Analyst

Confident LIMS
All Rights Reserved
coa.support@confidentlims.com
(866) 506-5866
www.confidentlims.com



ND = Not Detected, NR = Not Reported, LOD = Limit of Detection, LOQ = Limit of Quantitation. This product has been tested by Excelbis Labs LLC using valid testing methodologies and a quality system as required by state law. All LQC samples were performed and met the prescribed acceptance criteria in 16 CCR section 5730, pursuant to 16 CCR section 5726(e)(13). Values reported relate only to the product tested. Excelbis Labs LLC makes no claims as to the efficacy, safety or other risks associated with any detected or non-detected levels of any compounds reported herein. This Certificate shall not be reproduced except in full, without the written approval of Excelbis Labs LLC. This Certificate of Analysis is limited to the sample tested in a batch. This Certificate does not make any representation or warranty for all Products within the tested Batch.



badder blend 2x2 4g

Sample ID: 2410EXL3407.14658	Produced:	Client
Strain: cadillac rainbow/ Donut shop	Collected:	Exodus
Matrix: Concentrates & Extracts	Received:	Lic. #
Type: Batter/Badder	Completed: 10/22/2024	N/A
Sample Size: ; Batch:	Batch#: 0	N/A, CA 92705

GC Pesticides

Pass

Analyte	LOD	LOQ	Limit	Mass	Status
	µg/g	µg/g	µg/g	µg/g	
Captan	0.231	0.7	0.7	ND	Pass
Chlordane (trans + cis)	0.0116	0.035	0.0116	ND	Pass
Chlorfenapyr	0.0058	0.0175	0.0058	ND	Pass
Cyfluthrin	0.0231	0.07	2	ND	Pass
Cypermethrin	0.0231	0.07	1	ND	Pass
Parathion Methyl	0.0058	0.0175	0.0058	ND	Pass
Pentachloronitrobenzene (Quintozene)	0.0231	0.07	0.1	ND	Pass

Mycotoxins

Pass

Analytes	LOD	LOQ	Limit	Conc.	Status
	PPB	PPB	PPB	PPB	
Aflatoxin B1	1.7000	5.0000		ND	Tested
Aflatoxin B2	1.7000	5.0000		ND	Tested
Aflatoxin G1	1.7000	5.0000		ND	Tested
Aflatoxin G2	1.7000	5.0000		ND	Tested
Ochratoxin A	6.6000	20.0000	20	ND	Pass
Total Aflatoxins			20	ND	Pass

Microbials

Pass

Analyte	Limit	Detected / Not Detected	Status
	RFU/g	RFU/g	
Aspergillus flavus	0	Not Detected	Pass
Aspergillus fumigatus	0	Not Detected	Pass
Aspergillus niger	0	Not Detected	Pass
Aspergillus terreus	0	NR	NT
Shiga toxin-producing E. Coli	0	Not Detected	Pass
Salmonella SPP	0	Not Detected	Pass

Heavy Metals

Pass

Analyte	LOD	LOQ	Limit	Conc.	Status
	PPM	PPM	PPM	PPM	
Arsenic	0.0150	0.05	0.2	ND	Pass
Cadmium	0.0113	0.05	0.2	ND	Pass
Lead	0.00615	0.05	0.5	ND	Pass
Mercury	0.00126	0.005	0.1	ND	Pass

GCMS Date Tested:
Pesticides: GC-MS/MS, GCMS Method GCP-SOP-001
LCMS Date Tested:
Mycotoxins Footnote: Mycotoxins: LC-MS/MS, LCMS Method LCP-SOP-001
Microbial Date Tested:
Microbials Footnote: Microbial: PCR-SOP-001
RFU = Relative Fluorescence Units
Heavy Metals Date Tested:
Heavy Metals: Heavy Metals: ICP-MS, HM-SOP-001

Dr. Jerry White PhD *Bryan Zahakaylo*

Jerry White, PhD
Chief Scientific Officer

Bryan Zahakaylo
Analyst

Confident LIMS
All Rights Reserved
coa.support@confidentlims.com
(866) 506-5866
www.confidentlims.com



ND = Not Detected, NR = Not Reported, LOD = Limit of Detection, LOQ = Limit of Quantitation. This product has been tested by Excelbis Labs LLC using valid testing methodologies and a quality system as required by state law. All LQC samples were performed and met the prescribed acceptance criteria in 16 CCR section 5730, pursuant to 16 CCR section 5726(e)(13). Values reported relate only to the product tested. Excelbis Labs LLC makes no claims as to the efficacy, safety or other risks associated with any detected or non-detected levels of any compounds reported herein. This Certificate shall not be reproduced except in full, without the written approval of Excelbis Labs LLC. This Certificate of Analysis is limited to the sample tested in a batch. This Certificate does not make any representation or warranty for all Products within the tested Batch.



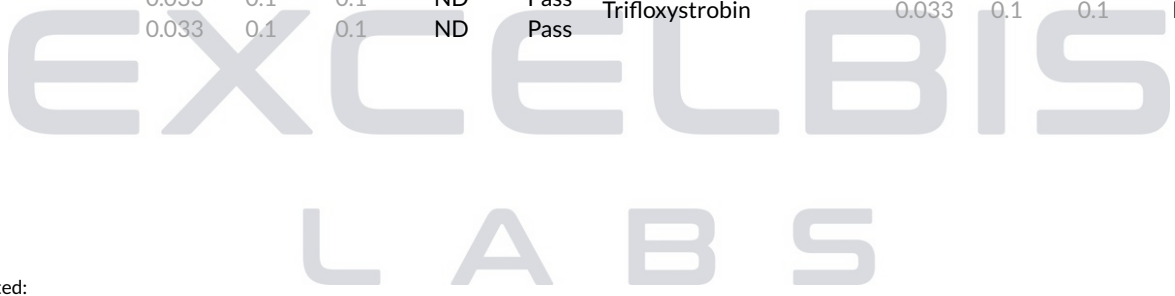
badder blend 2x2 4g

Sample ID: 2410EXL3407.14658	Produced:	Client
Strain: cadillac rainbow/ Donut shop	Collected:	Exodus
Matrix: Concentrates & Extracts	Received:	Lic. #
Type: Batter/Badder	Completed: 10/22/2024	N/A
Sample Size: ; Batch:	Batch#: 0	N/A, CA 92705

LC Pesticides

Pass

Analyte	LOD	LOQ	Limit	Result	Status	Analyte	LOD	LOQ	Limit	Result	Status
	µg/g	µg/g	µg/g	µg/g			µg/g	µg/g	µg/g	µg/g	
Abamectin	0.033	0.1	0.1	ND	Pass	Imazalil	0.033	0.1	0.033	ND	Pass
Acephate	0.033	0.1	0.1	ND	Pass	Imidacloprid	0.033	0.1	5	ND	Pass
Acequinocyl	0.033	0.1	0.1	ND	Pass	Kresoxim Methyl	0.033	0.1	0.1	ND	Pass
Acetamiprid	0.033	0.1	0.1	ND	Pass	Malathion	0.033	0.1	0.5	ND	Pass
Aldicarb	0.033	0.1	0.033	ND	Pass	Metalaxyl	0.033	0.1	2	ND	Pass
Azoxystrobin	0.033	0.1	0.1	ND	Pass	Methiocarb	0.033	0.1	0.033	ND	Pass
Bifenazate	0.033	0.1	0.1	ND	Pass	Methomyl	0.033	0.1	1	ND	Pass
Bifenthrin	0.033	0.1	3	ND	Pass	Mevinphos	0.033	0.1	0.033	ND	Pass
Boscalid	0.033	0.1	0.1	ND	Pass	Myclobutanil	0.033	0.1	0.1	ND	Pass
Carbaryl	0.033	0.1	0.5	ND	Pass	Naled	0.033	0.1	0.1	ND	Pass
Carbofuran	0.033	0.1	0.033	ND	Pass	Oxamyl	0.033	0.1	0.5	ND	Pass
Chlorantraniliprole	0.033	0.1	10	ND	Pass	Pacllobutrazol	0.033	0.1	0.033	ND	Pass
Chlorpyrifos	0.033	0.1	0.033	ND	Pass	Permethrin (trans + cis)	0.033	0.1	0.5	ND	Pass
Clofentezine	0.033	0.1	0.1	ND	Pass	Phosmet	0.033	0.1	0.1	ND	Pass
Coumaphos	0.033	0.1	0.033	ND	Pass	Piperonyl Butoxide	0.033	0.1	3	ND	Pass
Daminozide	0.033	0.1	0.033	ND	Pass	Prallethrin	0.033	0.1	0.1	ND	Pass
Diazinon	0.1	0.1	0.1	ND	Pass	Propiconazole	0.033	0.1	0.1	ND	Pass
Dichlorvos	0.033	0.1	0.033	ND	Pass	Propoxur	0.033	0.1	0.033	ND	Pass
Dimethoate	0.033	0.1	0.033	ND	Pass	Pyrethrins (Cinerin + Jasmolin + Pyrethrin)	0.0133	0.04	0.5	ND	Pass
Dimethomorph (I + II)	0.033	0.1	2	ND	Pass	Pyridaben	0.033	0.1	0.1	ND	Pass
Ethoprophos	0.033	0.1	0.033	ND	Pass	Spinetoram (J + L)	0.033	0.1	0.1	ND	Pass
Etofenprox	0.033	0.1	0.033	ND	Pass	Spinosyn (A + D)	0.033	0.1	0.1	ND	Pass
Etoazole	0.033	0.1	0.1	ND	Pass	Spiromesifen	0.033	0.1	0.1	ND	Pass
Fenhexamid	0.033	0.1	0.1	ND	Pass	Spirotetramat	0.033	0.1	0.1	ND	Pass
Fenoxycarb	0.033	0.1	0.033	ND	Pass	Spiroxamine	0.033	0.1	0.033	ND	Pass
Fenpyroximate	0.033	0.1	0.1	ND	Pass	Tebuconazole	0.033	0.1	0.1	ND	Pass
Fipronil	0.033	0.1	0.033	ND	Pass	Thiacloprid	0.033	0.1	0.033	ND	Pass
Flonicamid	0.033	0.1	0.1	ND	Pass	Thiamethoxam	0.033	0.1	5	ND	Pass
Fludioxonil	0.033	0.1	0.1	ND	Pass	Trifloxystrobin	0.033	0.1	0.1	ND	Pass
Hexythiazox	0.033	0.1	0.1	ND	Pass						



LCMS Date Tested:
Pesticides: LC-MS/MS. LCMS Method LCP-SOP-001

Dr. Jerry White PhD
Jerry White, PhD
Chief Scientific Officer

Bryan Zahakaylo
Bryan Zahakaylo
Analyst

Confident LIMS
All Rights Reserved
coa.support@confidentlims.com
(866) 506-5866
www.confidentlims.com



ND = Not Detected, NR = Not Reported, LOD = Limit of Detection, LOQ = Limit of Quantitation. This product has been tested by Excelbis Labs LLC using valid testing methodologies and a quality system as required by state law. All LQC samples were performed and met the prescribed acceptance criteria in 16 CCR section 5730, pursuant to 16 CCR section 5726(e)(13). Values reported relate only to the product tested. Excelbis Labs LLC makes no claims as to the efficacy, safety or other risks associated with any detected or non-detected levels of any compounds reported herein. This Certificate shall not be reproduced except in full, without the written approval of Excelbis Labs LLC. This Certificate of Analysis is limited to the sample tested in a batch. This Certificate does not make any representation or warranty for all Products within the tested Batch.



badder blend 2x2 4g

Sample ID: 2410EXL3407.14658	Produced:	Client
Strain: cadillac rainbow/ Donut shop	Collected:	Exodus
Matrix: Concentrates & Extracts	Received:	Lic. #
Type: Batter/Badder	Completed: 10/22/2024	N/A
Sample Size: ; Batch:	Batch#: 0	N/A, CA 92705

Residual Solvents

Pass

Analyte	LOD	LOQ	Limit	Conc.	Status
	µg/g	µg/g	µg/g	µg/g	
Acetone	15.4688	46.875	5000	ND	Pass
Acetonitrile	15.4688	46.875	410	ND	Pass
Benzene	0.1547	0.4688	1	ND	Pass
Butane	15.4688	46.875	5000	ND	Pass
Chloroform	0.1547	0.4688	1	ND	Pass
1, 2-Dichloroethane	0.1547	0.4688	1	ND	Pass
Ethanol	15.4688	46.875	5000	ND	Pass
Ethyl Acetate	15.4688	46.875	5000	ND	Pass
Ethyl Ether	15.4688	46.875	5000	ND	Pass
Ethylene Oxide	0.1547	0.4688	1	ND	Pass
Heptane	15.4688	46.875	5000	ND	Pass
Hexane	15.4688	46.875	290	ND	Pass
Isopropyl Alcohol	15.4688	46.875	5000	ND	Pass
Methanol	15.4688	46.875	3000	ND	Pass
Methylene Chloride	0.1547	0.4688	1	ND	Pass
Pentane	15.4688	46.875	5000	ND	Pass
Propane	15.4688	46.875	5000	ND	Pass
Toluene	15.4688	46.875	890	ND	Pass
Total Xylenes (o, m, p)	46.4063	140.625	2170	ND	Pass
Trichloroethylene	0.1547	0.4688	1	ND	Pass



Date Tested:
Residual Solvents: HS-GC-MS RS Method RS-SOP-001

Dr. Jerry White PhD Bryan Zahakaylo

Jerry White, PhD
Chief Scientific Officer

Bryan Zahakaylo
Analyst

Confident LIMS
All Rights Reserved
coa.support@confidentlims.com
(866) 506-5866
www.confidentlims.com



ND = Not Detected, NR = Not Reported, LOD = Limit of Detection, LOQ = Limit of Quantitation. This product has been tested by Excelbis Labs LLC using valid testing methodologies and a quality system as required by state law. All LQC samples were performed and met the prescribed acceptance criteria in 16 CCR section 5730, pursuant to 16 CCR section 5726(e)(13). Values reported relate only to the product tested. Excelbis Labs LLC makes no claims as to the efficacy, safety or other risks associated with any detected or non-detected levels of any compounds reported herein. This Certificate shall not be reproduced except in full, without the written approval of Excelbis Labs LLC. This Certificate of Analysis is limited to the sample tested in a batch. This Certificate does not make any representation or warranty for all Products within the tested Batch.



Excelbis Labs
1920 E Warner Avenue
Santa Ana, CA 92705

(714) 340-7099
http://excelbislabs.com
Lic# C8-0000059-LIC

badder blend 2x2 4g

Sample ID: 2410EXL3407.14658	Produced:	Client
Strain: cadillac rainbow/ Donut shop	Collected:	Exodus
Matrix: Concentrates & Extracts	Received:	Lic. #
Type: Batter/Badder	Completed: 10/22/2024	N/A
Sample Size: ; Batch:	Batch#: 0	N/A, CA 92705

Terpenes

Complete

Analyte	LOD µg/g	LOQ µg/g	Conc. %	Conc. mg/g
α-Bisabolol	12.200000	97.600000	ND	ND
Camphene	1.525000	97.600000	ND	ND
3-Carene	1.525000	97.600000	<LOQ	<LOQ
β-Caryophyllene	24.400000	97.600000	ND	ND
Caryophyllene Oxide	24.400000	97.600000	ND	ND
p-Cymene	1.525000	97.600000	ND	ND
Eucalyptol	1.525000	97.600000	ND	ND
Geraniol	6.100000	97.600000	ND	ND
Guaiol	6.100000	97.600000	ND	ND
α-Humulene	3.050000	97.600000	ND	ND
Isopulegol	12.200000	97.600000	ND	ND
δ-Limonene	3.050000	97.600000	ND	ND
Linalool	3.050000	97.600000	ND	ND
β-Myrcene	1.525000	97.600000	<LOQ	<LOQ
cis-Nerolidol	48.800000	97.600000	ND	ND
trans-Nerolidol	6.100000	97.600000	ND	ND
β-Ocimene	1.525000	97.600000	ND	ND
α-Ocimene	1.525000	97.600000	ND	ND
β-Pinene	1.525000	97.600000	ND	ND
α-Pinene	1.525000	97.600000	10.000000	100.000000
γ-Terpinene	1.525000	97.600000	ND	ND
α-Terpinene	1.525000	97.600000	ND	ND
Terpinolene	1.525000	97.600000	ND	ND
Total			10.000000	100.000000

Primary Aromas



Date Tested:
Terpenes: HS-GC-MS

Dr. Jerry White PhD Bryan Zahakaylo

Jerry White, PhD
Chief Scientific Officer

Bryan Zahakaylo
Analyst

Confident LIMS
All Rights Reserved
coa.support@confidentlims.com
(866) 506-5866
www.confidentlims.com



ND = Not Detected, NR = Not Reported, LOD = Limit of Detection, LOQ = Limit of Quantitation. This product has been tested by Excelbis Labs LLC using valid testing methodologies and a quality system as required by state law. All LQC samples were performed and met the prescribed acceptance criteria in 16 CCR section 5730, pursuant to 16 CCR section 5726(e)(13). Values reported relate only to the product tested. Excelbis Labs LLC makes no claims as to the efficacy, safety or other risks associated with any detected or non-detected levels of any compounds reported herein. This Certificate shall not be reproduced except in full, without the written approval of Excelbis Labs LLC. This Certificate of Analysis is limited to the sample tested in a batch. This Certificate does not make any representation or warranty for all Products within the tested Batch.



Excelbis Labs
1920 E Warner Avenue
Santa Ana, CA 92705

(714) 340-7099
http://excelbislabs.com
Lic# C8-0000059-LIC

Exodus - Blue Widow + Lime Sherbet

Sample ID: 2406EXL1511.6655	Produced:	Client
Strain: Blue Widow + Lime Sherbet	Collected:	Exodus
Matrix: Concentrates & Extracts	Received:	Lic. #
Type: Vape	Completed: 06/05/2024	N/A
Sample Size: ; Batch:	Batch#:	N/A, CA 92705



Summary

Test	Date Tested	Result
Batch		Pass
Cannabinoids	06/05/2024	Complete
Foreign Matter	06/03/2024	Complete
Heavy Metals	06/04/2024	Pass
Microbials	06/04/2024	Pass
Mycotoxins	06/04/2024	Pass
GCMS Pesticides	06/04/2024	Pass
LCMS Pesticides	06/04/2024	Pass
Residual Solvents	06/04/2024	Pass

Cannabinoids

Complete

32.594% Total THC	ND Total CBD	85.537% Total Cannabinoids
-----------------------------	------------------------	--------------------------------------

Analyte	LOD	LOQ	Result	Result
	mg/g	mg/g	%	mg/g
CBC	0.125	0.250	1.5372	15.372
CBD	0.125	0.250	ND	ND
CBDa	0.125	0.250	ND	ND
CBDV	0.125	1.000	ND	ND
CBDVa	0.257	0.780	ND	ND
CBG	0.125	0.500	ND	ND
CBGa	0.125	0.250	ND	ND
CBN	0.125	0.250	ND	ND
Δ8-THC	0.125	0.500	29.8740	298.740
Δ9-THC	0.125	0.500	0.1925	1.925
THCa	0.250	0.500	2.8820	28.820
THCV	0.250	0.500	2.4083	24.083
Total THC			32.594	325.940
Total CBD			ND	ND
Total CBG			0.000	0.000
Total			85.537	855.366

Date Tested: 06/05/2024

Total THC = THCa * 0.877 + Δ9-THC; Total CBD = CBDa * 0.877 + CBD; Total CBG = CBGa * 0.877 + CBG.
Total Cannabinoids = Total THC + Total CBD + Total CBG + minor cannabinoids.

Cannabinoids: HPLC, CAN-SOP-001

Water Activity: Water Activity Meter, WA-SOP-001

Moisture Content: Moisture Analyzer, MO-SOP-001

Foreign Matter: Visual Inspection, FM-SOP-001



Dr. Jerry White PhD Bryan Zahakaylo

Jerry White, PhD
Chief Scientific Officer
06/05/2024

Bryan Zahakaylo
Analyst
06/05/2024

Confident LIMS
All Rights Reserved
coa.support@confidentlims.com
(866) 506-5866
www.confidentlims.com



ND = Not Detected, NR = Not Reported, LOD = Limit of Detection, LOQ = Limit of Quantitation. This product has been tested by Excelbis Labs LLC using valid testing methodologies and a quality system as required by state law. All LQC samples were performed and met the prescribed acceptance criteria in 16 CCR section 5730, pursuant to 16 CCR section 5726(e)(13). Values reported relate only to the product tested. Excelbis Labs LLC makes no claims as to the efficacy, safety or other risks associated with any detected or non-detected levels of any compounds reported herein. This Certificate shall not be reproduced except in full, without the written approval of Excelbis Labs LLC.



Excelbis Labs
1920 E Warner Avenue
Santa Ana, CA 92705

(714) 340-7099
http://excelbislabs.com
Lic# C8-0000059-LIC

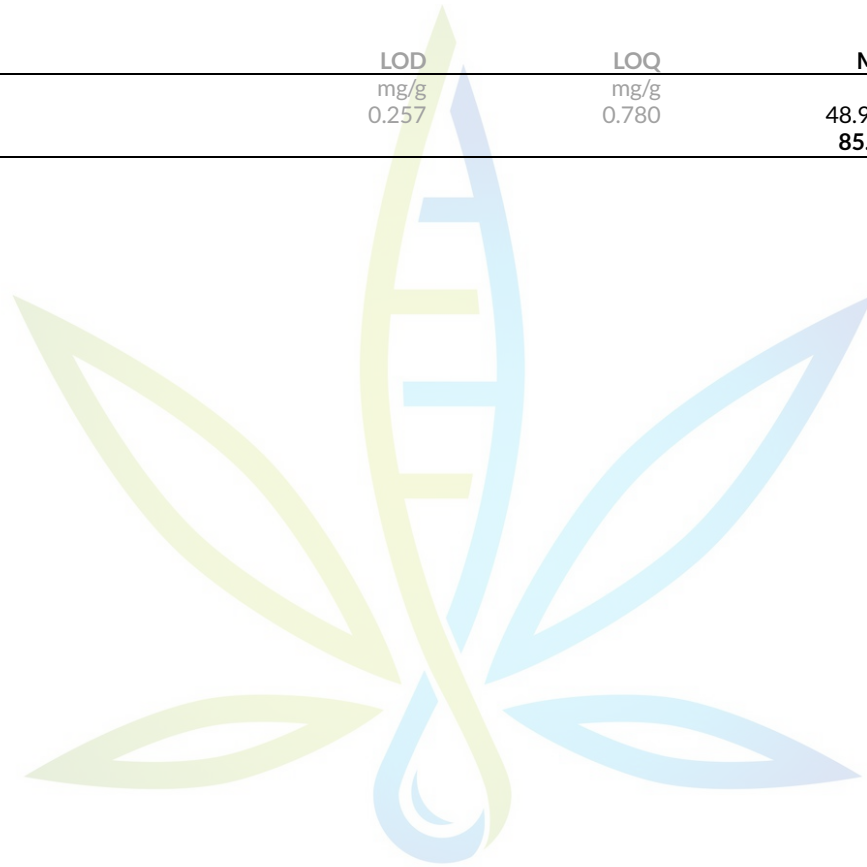
Exodus - Blue Widow + Lime Sherbet

Sample ID: 2406EXL1511.6655	Produced:	Client
Strain: Blue Widow + Lime Sherbet	Collected:	Exodus
Matrix: Concentrates & Extracts	Received:	Lic. #
Type: Vape	Completed: 06/05/2024	N/A
Sample Size: ; Batch:	Batch#:	N/A, CA 92705

Cannabinoids

Complete

Analyte	LOD mg/g	LOQ mg/g	Mass %	Mass mg/g
HXY-9	0.257	0.780	48.9971	489.971
Total			85.537	855.366



EXCELBIS

Total THC = THCa * 0.877 + Δ9-THC; Total CBD = CBDA * 0.877 + CBD; Total CBG = CBGa * 0.877 + CBG.
Total Cannabinoids = Total THC + Total CBD + Total CBG + minor cannabinoids.

Cannabinoids: HPLC, CAN-SOP-001
Water Activity: Water Activity Meter, WA-SOP-001
Moisture Content: Moisture Analyzer, MO-SOP-001
Foreign Matter: Visual Inspection, FM-SOP-001

L A B S



Dr. Jerry White PhD Bryan Zahakaylo

Jerry White, PhD
Chief Scientific Officer
06/05/2024

Bryan Zahakaylo
Analyst
06/05/2024

Confident LIMS
All Rights Reserved
coa.support@confidentlims.com
(866) 506-5866
www.confidentlims.com



ND = Not Detected, NR = Not Reported, LOD = Limit of Detection, LOQ = Limit of Quantitation. This product has been tested by Excelbis Labs LLC using valid testing methodologies and a quality system as required by state law. All LQC samples were performed and met the prescribed acceptance criteria in 16 CCR section 5730, pursuant to 16 CCR section 5726(e)(13). Values reported relate only to the product tested. Excelbis Labs LLC makes no claims as to the efficacy, safety or other risks associated with any detected or non-detected levels of any compounds reported herein. This Certificate shall not be reproduced except in full, without the written approval of Excelbis Labs LLC.



Excelbis Labs
1920 E Warner Avenue
Santa Ana, CA 92705

(714) 340-7099
http://excelbislabs.com
Lic# C8-0000059-LIC

Exodus - Blue Widow + Lime Sherbet

Sample ID: 2406EXL1511.6655	Produced:	Client
Strain: Blue Widow + Lime Sherbet	Collected:	Exodus
Matrix: Concentrates & Extracts	Received:	Lic. #
Type: Vape	Completed: 06/05/2024	N/A
Sample Size: ; Batch:	Batch#:	N/A, CA 92705

GC Pesticides

Pass

Analyte	LOD	LOQ	Limit	Mass	Status
	µg/g	µg/g	µg/g	µg/g	
Captan	0.231	0.7	0.7	ND	Pass
Chlordane (trans + cis)	0.0116	0.035	0.0116	ND	Pass
Chlorfenapyr	0.0058	0.0175	0.0058	ND	Pass
Cyfluthrin	0.0231	0.07	2	ND	Pass
Cypermethrin	0.0231	0.07	1	ND	Pass
Parathion Methyl	0.0058	0.0175	0.0058	ND	Pass
Pentachloronitrobenzene (Quintozene)	0.0231	0.07	0.1	ND	Pass

Mycotoxins

Pass

Analytes	LOD	LOQ	Limit	Conc.	Status
	PPB	PPB	PPB	PPB	
Aflatoxin B1	1.7000	5.0000		ND	Tested
Aflatoxin B2	1.7000	5.0000		ND	Tested
Aflatoxin G1	1.7000	5.0000		ND	Tested
Aflatoxin G2	1.7000	5.0000		ND	Tested
Ochratoxin A	6.6000	20.0000	20	ND	Pass
Total Aflatoxins			20	ND	Pass

Microbials

Pass

Analyte	Limit	Detected / Not Detected	Status
	RFU/g	RFU/g	
Aspergillus flavus	0	Not Detected	Pass
Aspergillus fumigatus	0	Not Detected	Pass
Aspergillus niger	0	Not Detected	Pass
Aspergillus terreus	0	Not Detected	Pass
Shiga toxin-producing E. Coli	0	Not Detected	Pass
Salmonella SPP	0	Not Detected	Pass

Heavy Metals

Pass

Analyte	LOD	LOQ	Limit	Conc.	Status
	PPM	PPM	PPM	PPM	
Arsenic	0.0165	0.05	0.2	ND	Pass
Cadmium	0.0165	0.05	0.2	ND	Pass
Lead	0.0413	0.125	0.5	ND	Pass
Mercury	0.0033	0.01	0.1	ND	Pass

GCMS Date Tested: 06/04/2024
Pesticides: GC-MS/MS, GCMS Method GCP-SOP-001
LCMS Date Tested: 06/04/2024
Mycotoxins Footnote: Mycotoxins: LC-MS/MS, LCMS Method LCP-SOP-001
Microbial Date Tested: 06/04/2024
Microbials Footnote: Microbial: PCR-SOP-001
RFU = Relative Fluorescence Units
Heavy Metals Date Tested: 06/04/2024
Heavy Metals: Heavy Metals: ICP-MS, HM-SOP-001



Dr. Jerry White PhD Bryan Zahakaylo

Jerry White, PhD
Chief Scientific Officer
06/05/2024

Bryan Zahakaylo
Analyst
06/05/2024

Confident LIMS
All Rights Reserved
coa.support@confidentlims.com
(866) 506-5866
www.confidentlims.com



ND = Not Detected, NR = Not Reported, LOD = Limit of Detection, LOQ = Limit of Quantitation. This product has been tested by Excelbis Labs LLC using valid testing methodologies and a quality system as required by state law. All LQC samples were performed and met the prescribed acceptance criteria in 16 CCR section 5730, pursuant to 16 CCR section 5726(e)(13). Values reported relate only to the product tested. Excelbis Labs LLC makes no claims as to the efficacy, safety or other risks associated with any detected or non-detected levels of any compounds reported herein. This Certificate shall not be reproduced except in full, without the written approval of Excelbis Labs LLC.



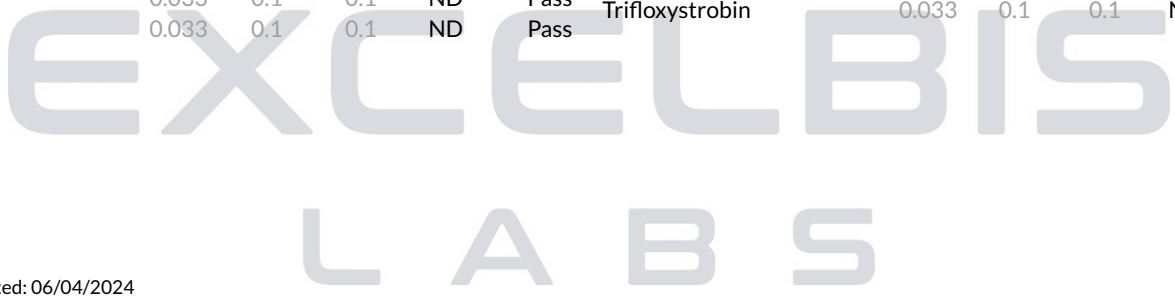
Exodus - Blue Widow + Lime Sherbet

Sample ID: 2406EXL1511.6655	Produced:	Client
Strain: Blue Widow + Lime Sherbet	Collected:	Exodus
Matrix: Concentrates & Extracts	Received:	Lic. #
Type: Vape	Completed: 06/05/2024	N/A
Sample Size: ; Batch:	Batch#:	N/A, CA 92705

LC Pesticides

Pass

Analyte	LOD	LOQ	Limit	Mass	Status	Analyte	LOD	LOQ	Limit	Mass	Status
	µg/g	µg/g	µg/g	µg/g			µg/g	µg/g	µg/g	µg/g	
Abamectin	0.033	0.1	0.1	ND	Pass	Imazalil	0.033	0.1	0.033	ND	Pass
Acephate	0.033	0.1	0.1	ND	Pass	Imidacloprid	0.033	0.1	5	ND	Pass
Acequinocyl	0.033	0.1	0.1	ND	Pass	Kresoxim Methyl	0.033	0.1	0.1	ND	Pass
Acetamiprid	0.033	0.1	0.1	ND	Pass	Malathion	0.033	0.1	0.5	ND	Pass
Aldicarb	0.033	0.1	0.033	ND	Pass	Metalaxyl	0.033	0.1	2	ND	Pass
Azoxystrobin	0.033	0.1	0.1	ND	Pass	Methiocarb	0.033	0.1	0.033	ND	Pass
Bifenazate	0.033	0.1	0.1	ND	Pass	Methomyl	0.033	0.1	1	ND	Pass
Bifenthrin	0.033	0.1	3	ND	Pass	Mevinphos	0.033	0.1	0.033	ND	Pass
Boscalid	0.033	0.1	0.1	ND	Pass	Myclobutanil	0.033	0.1	0.1	ND	Pass
Carbaryl	0.033	0.1	0.5	ND	Pass	Naled	0.033	0.1	0.1	ND	Pass
Carbofuran	0.033	0.1	0.033	ND	Pass	Oxamyl	0.033	0.1	0.5	ND	Pass
Chlorantraniliprole	0.033	0.1	10	ND	Pass	Pacllobutrazol	0.033	0.1	0.033	ND	Pass
Chlorpyrifos	0.033	0.1	0.033	ND	Pass	Permethrin (trans + cis)	0.033	0.1	0.5	ND	Pass
Clofentezine	0.033	0.1	0.1	ND	Pass	Phosmet	0.033	0.1	0.1	ND	Pass
Coumaphos	0.033	0.1	0.033	ND	Pass	Piperonyl Butoxide	0.033	0.1	3	ND	Pass
Daminozide	0.033	0.1	0.033	ND	Pass	Prallethrin	0.033	0.1	0.1	ND	Pass
Diazinon	0.1	0.1	0.1	ND	Pass	Propiconazole	0.033	0.1	0.1	ND	Pass
Dichlorvos	0.033	0.1	0.033	ND	Pass	Propoxur	0.033	0.1	0.033	ND	Pass
Dimethoate	0.033	0.1	0.033	ND	Pass	Pyrethrins (Cinerin + Jasmolin + Pyrethrin)	0.0133	0.04	0.5	ND	Pass
Dimethomorph (I + II)	0.033	0.1	2	ND	Pass	Pyridaben	0.033	0.1	0.1	ND	Pass
Ethoprophos	0.033	0.1	0.033	ND	Pass	Spinetoram (J + L)	0.033	0.1	0.1	ND	Pass
Etofenprox	0.033	0.1	0.033	ND	Pass	Spinosyn (A + D)	0.033	0.1	0.1	ND	Pass
Etoxazole	0.033	0.1	0.1	ND	Pass	Spiromesifen	0.033	0.1	0.1	ND	Pass
Fenhexamid	0.033	0.1	0.1	ND	Pass	Spirotetramat	0.033	0.1	0.1	ND	Pass
Fenoxycarb	0.033	0.1	0.033	ND	Pass	Spiroxamine	0.033	0.1	0.033	ND	Pass
Fenpyroximate	0.033	0.1	0.1	ND	Pass	Tebuconazole	0.033	0.1	0.1	ND	Pass
Fipronil	0.033	0.1	0.033	ND	Pass	Thiacloprid	0.033	0.1	0.033	ND	Pass
Flonicamid	0.033	0.1	0.1	ND	Pass	Thiamethoxam	0.033	0.1	5	ND	Pass
Fludioxonil	0.033	0.1	0.1	ND	Pass	Trifloxystrobin	0.033	0.1	0.1	ND	Pass
Hexythiazox	0.033	0.1	0.1	ND	Pass						



LCMS Date Tested: 06/04/2024
Pesticides: LC-MS/MS. LCMS Method LCP-SOP-001



Dr. Jerry White PhD
Jerry White, PhD
Chief Scientific Officer
06/05/2024

Bryan Zahakaylo
Bryan Zahakaylo
Analyst
06/05/2024

Confident LIMS
All Rights Reserved
coa.support@confidentlims.com
(866) 506-5866
www.confidentlims.com



ND = Not Detected, NR = Not Reported, LOD = Limit of Detection, LOQ = Limit of Quantitation. This product has been tested by Excelbis Labs LLC using valid testing methodologies and a quality system as required by state law. All LQC samples were performed and met the prescribed acceptance criteria in 16 CCR section 5730, pursuant to 16 CCR section 5726(e)(13). Values reported relate only to the product tested. Excelbis Labs LLC makes no claims as to the efficacy, safety or other risks associated with any detected or non-detected levels of any compounds reported herein. This Certificate shall not be reproduced except in full, without the written approval of Excelbis Labs LLC.



Exodus - Blue Widow + Lime Sherbet

Sample ID: 2406EXL1511.6655	Produced:	Client
Strain: Blue Widow + Lime Sherbet	Collected:	Exodus
Matrix: Concentrates & Extracts	Received:	Lic. #
Type: Vape	Completed: 06/05/2024	N/A
Sample Size: ; Batch:	Batch#:	N/A, CA 92705

Residual Solvents

Pass

Analyte	LOD	LOQ	Limit	Conc.	Status
	µg/g	µg/g	µg/g	µg/g	
Acetone	15.4688	46.875	5000	ND	Pass
Acetonitrile	15.4688	46.875	410	ND	Pass
Benzene	0.1547	0.4688	1	ND	Pass
Butane	15.4688	46.875	5000	ND	Pass
Chloroform	0.1547	0.4688	1	ND	Pass
1, 2-Dichloroethane	0.1547	0.4688	1	ND	Pass
Ethanol	15.4688	46.875	5000	ND	Pass
Ethyl Acetate	15.4688	46.875	5000	ND	Pass
Ethyl Ether	15.4688	46.875	5000	ND	Pass
Ethylene Oxide	0.1547	0.4688	1	ND	Pass
Heptane	15.4688	46.875	5000	ND	Pass
Hexane	15.4688	46.875	290	ND	Pass
Isopropyl Alcohol	15.4688	46.875	5000	ND	Pass
Methanol	15.4688	46.875	3000	ND	Pass
Methylene Chloride	0.1547	0.4688	1	ND	Pass
Pentane	15.4688	46.875	5000	ND	Pass
Propane	15.4688	46.875	5000	ND	Pass
Toluene	15.4688	46.875	890	ND	Pass
Total Xylenes (o, m, p)	46.4063	140.625	2170	ND	Pass
Trichloroethylene	0.1547	0.4688	1	ND	Pass



Date Tested: 06/04/2024
Residual Solvents: HS-GC-MS RS Method RS-SOP-001



Dr. Jerry White PhD Bryan Zahakaylo

Jerry White, PhD
Chief Scientific Officer
06/05/2024

Bryan Zahakaylo
Analyst
06/05/2024

Confident LIMS
All Rights Reserved
coa.support@confidentlims.com
(866) 506-5866
www.confidentlims.com



ND = Not Detected, NR = Not Reported, LOD = Limit of Detection, LOQ = Limit of Quantitation. This product has been tested by Excelbis Labs LLC using valid testing methodologies and a quality system as required by state law. All LQC samples were performed and met the prescribed acceptance criteria in 16 CCR section 5730, pursuant to 16 CCR section 5726(e)(13). Values reported relate only to the product tested. Excelbis Labs LLC makes no claims as to the efficacy, safety or other risks associated with any detected or non-detected levels of any compounds reported herein. This Certificate shall not be reproduced except in full, without the written approval of Excelbis Labs LLC.