

Texas Poundcake Doink

 Sample ID: SA-240312-36361
 Batch: #10908
 Type: Finished Product - Inhalable
 Matrix: Plant - Preroll
 Unit Mass (g):

 Received: 03/15/2024
 Completed: 03/20/2024


Summary

Test	Date Tested	Status
Cannabinoids	03/20/2024	Tested
Moisture	03/19/2024	Tested

0.172 % Δ9-THC	17.3 % Δ9-THCA	31.4 % Total Cannabinoids	7.48 % Moisture Content	Not Tested Foreign Matter	Yes Internal Standard Normalization
--------------------------	--------------------------	-------------------------------------	-----------------------------------	-------------------------------------	---

Cannabinoids by HPLC-PDA and GC-MS/MS

Analyte	LOD (%)	LOQ (%)	Result (% dry)	Result (mg/g dry)
CBC	0.00095	0.0028	0.0938	0.938
CBCA	0.00181	0.0054	0.572	5.72
CBCV	0.0006	0.0018	ND	ND
CBD	0.00081	0.0024	0.521	5.21
CBDA	0.00043	0.0013	12.1	121
CBDV	0.00061	0.0018	ND	ND
CBDVA	0.00021	0.0006	0.0226	0.226
CBG	0.00057	0.0017	0.0443	0.443
CBGA	0.00049	0.0015	0.423	4.23
CBL	0.00112	0.0033	ND	ND
CBLA	0.00124	0.0037	0.00938	0.0938
CBN	0.00056	0.0017	0.00230	0.0230
CBNA	0.0006	0.0018	0.0328	0.328
CBT	0.0018	0.0054	ND	ND
Δ8-THC	0.00104	0.0031	ND	ND
Δ9-THC	0.00076	0.0023	0.172	1.72
Δ9-THCA	0.00084	0.0025	17.3	173
Δ9-THCV	0.00069	0.0021	ND	ND
Δ9-THCVA	0.00062	0.0019	0.0839	0.839
Total Δ9-THC			15.3267	153
Total			31.4	314

ND = Not Detected; NT = Not Tested; LOD = Limit of Detection; LOQ = Limit of Quantitation; RL = Reporting Limit; Δ = Delta; Total Δ9-THC = Δ9-THCA * 0.877 + Δ9-THC; Total CBD = CBDA * 0.877 + CBD;



 Generated By: Ryan Bellone
 CCO
 Date: 03/20/2024



 Tested By: Nicholas Howard
 Scientist
 Date: 03/20/2024

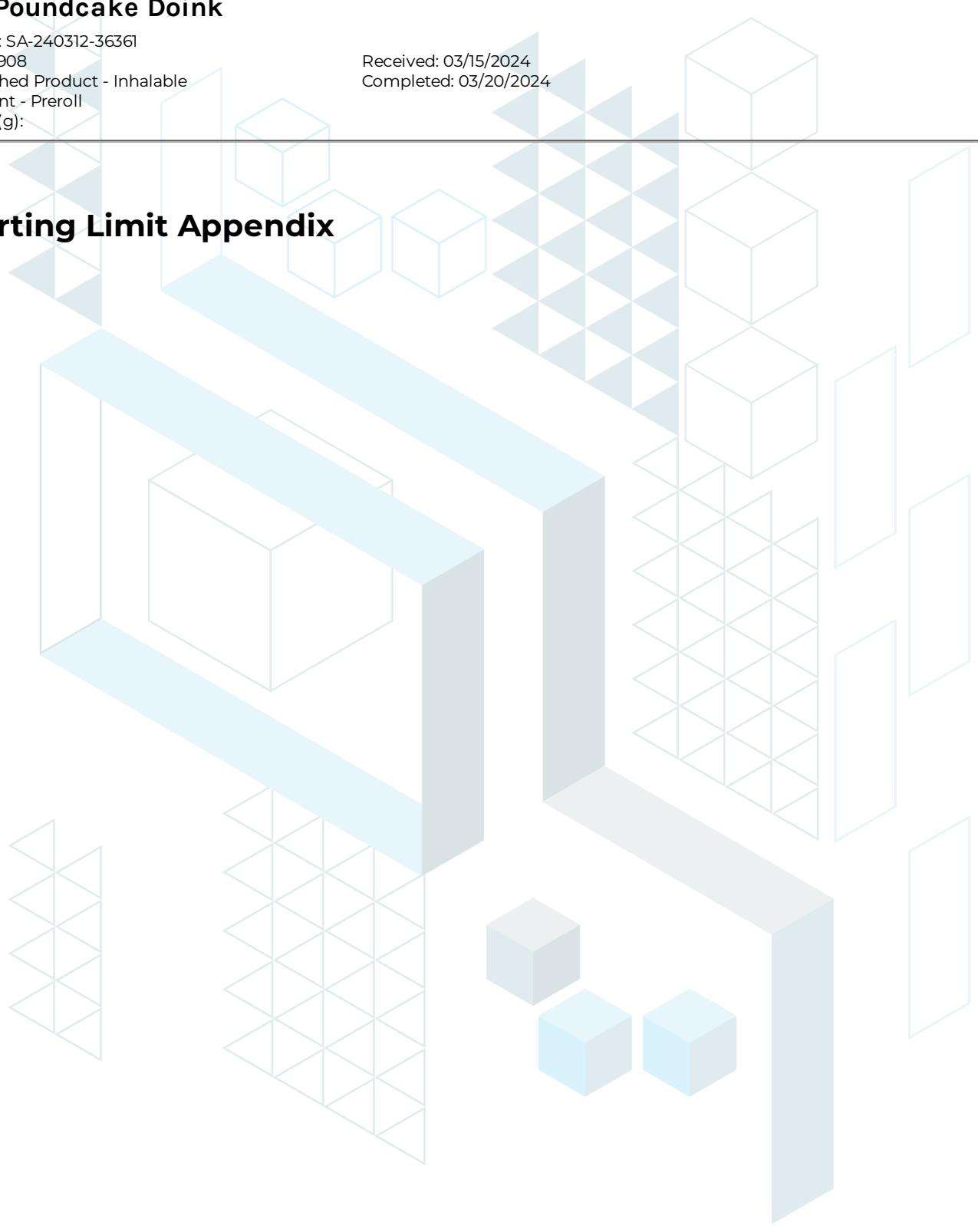
 ISO/IEC 17025:2017 Accredited
 Accreditation #108651


Texas Poundcake Doink

Sample ID: SA-240312-36361
Batch: #10908
Type: Finished Product - Inhalable
Matrix: Plant - Preroll
Unit Mass (g):

Received: 03/15/2024
Completed: 03/20/2024

Reporting Limit Appendix



Munchies Strawberry Cough

 Sample ID: SA-240610-41991
 Batch: N5CT001
 Type: Finished Product - Inhalable
 Matrix: Plant - Preroll
 Unit Mass (g):

 Received: 06/11/2024
 Completed: 06/14/2024


Summary

Test	Date Tested	Status
Cannabinoids	06/14/2024	Tested
Moisture	06/14/2024	Tested

0.213 % Δ9-THC	13.3 % CBDA	17.5 % Total Cannabinoids	9.90 % Moisture Content	Not Tested Foreign Matter	Yes Internal Standard Normalization
--------------------------	-----------------------	-------------------------------------	-----------------------------------	-------------------------------------	---

Cannabinoids by HPLC-PDA

Analyte	LOD (%)	LOQ (%)	Result (% dry)	Result (mg/g dry)
CBC	0.00095	0.0028	0.231	2.31
CBCA	0.00181	0.0054	0.769	7.69
CBCV	0.0006	0.0018	ND	ND
CBD	0.00081	0.0024	1.61	16.1
CBDA	0.00043	0.0013	13.3	133
CBDV	0.00061	0.0018	ND	ND
CBDVA	0.00021	0.0006	0.0137	0.137
CBG	0.00057	0.0017	0.113	1.13
CBGA	0.00049	0.0015	0.769	7.69
CBL	0.00112	0.0033	ND	ND
CBLA	0.00124	0.0037	0.0200	0.200
CBN	0.00056	0.0017	0.00189	<LOQ
CBNA	0.0006	0.0018	0.00744	0.0744
CBT	0.0018	0.0054	ND	ND
Δ8-THC	0.00104	0.0031	ND	ND
Δ9-THC	0.00076	0.0023	0.213	2.13
Δ9-THCA	0.00084	0.0025	0.405	4.05
Δ9-THCV	0.00069	0.0021	ND	ND
Δ9-THCVA	0.00062	0.0019	0.00211	<LOQ
Total Δ9-THC			0.56792	5.68
Total			17.5	175

ND = Not Detected; NT = Not Tested; LOD = Limit of Detection; LOQ = Limit of Quantitation; RL = Reporting Limit; Δ = Delta; Total Δ9-THC = Δ9-THCA * 0.877 + Δ9-THC; Total CBD = CBDA * 0.877 + CBD;



 Generated By: Ryan Bellone
 CCO
 Date: 06/14/2024



 Tested By: Kelsey Rogers
 Scientist
 Date: 06/14/2024

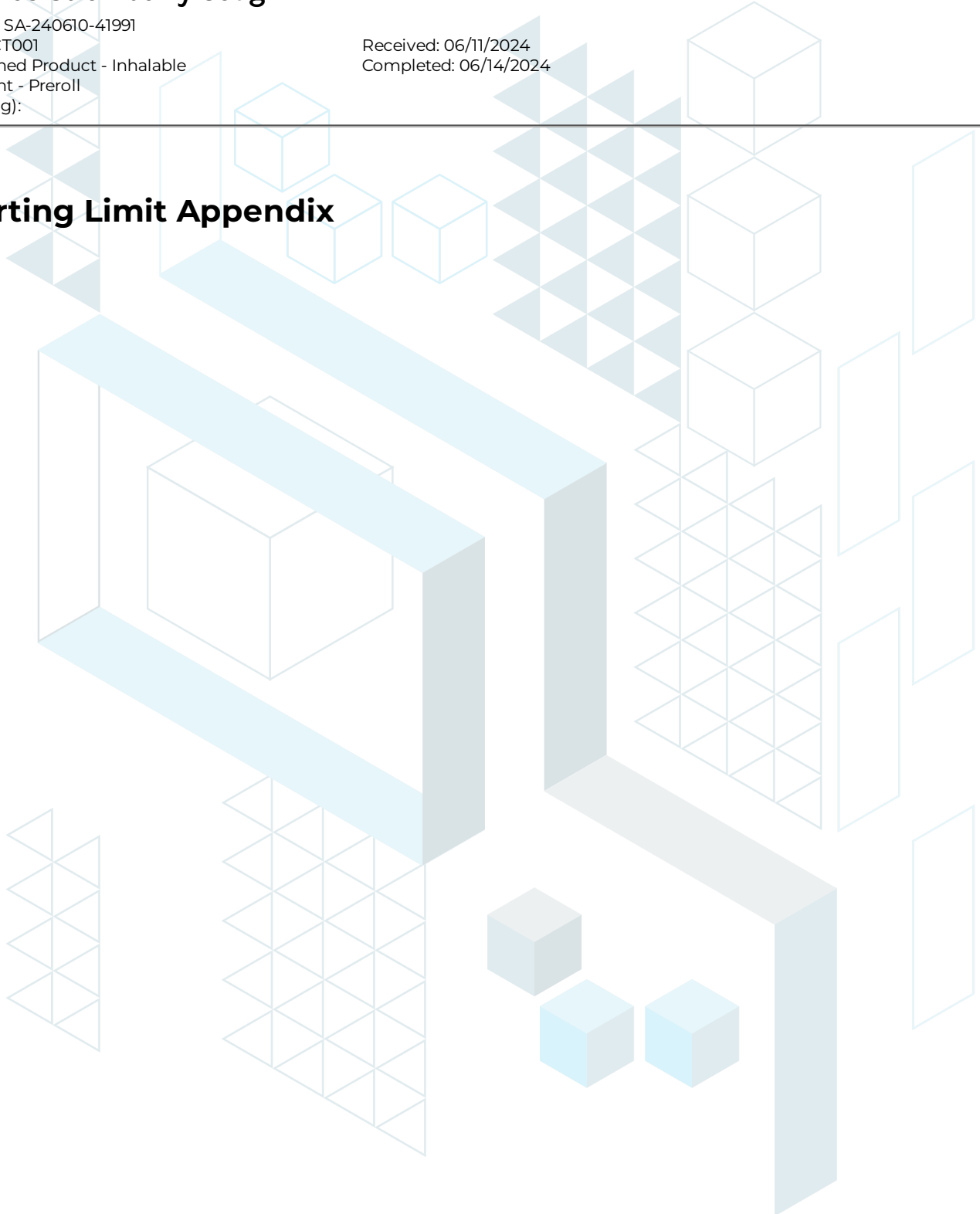
 ISO/IEC 17025:2017 Accredited
 Accreditation #108651


Munchies Strawberry Cough

Sample ID: SA-240610-41991
Batch: N5CT001
Type: Finished Product - Inhalable
Matrix: Plant - Preroll
Unit Mass (g):

Received: 06/11/2024
Completed: 06/14/2024

Reporting Limit Appendix



Cosmic Cookies Doink

 Sample ID: SA-240222-35428
 Batch: LMNO-CCD
 Type: Finished Product - Inhalable
 Matrix: Plant - Preroll
 Unit Mass (g):

 Received: 02/23/2024
 Completed: 03/05/2024


Summary

Test	Date Tested	Status
Cannabinoids	03/05/2024	Tested
Moisture	02/29/2024	Tested

0.216 % Δ9-THC	31.2 % Δ9-THCA	45.1 % Total Cannabinoids	5.94 % Moisture Content	Not Tested Foreign Matter	Yes Internal Standard Normalization
--------------------------	--------------------------	-------------------------------------	-----------------------------------	-------------------------------------	---

Cannabinoids by HPLC-PDA and/or GC-MS/MS

Analyte	LOD (%)	LOQ (%)	Result (% dry)	Result (mg/g dry)
CBC	0.00095	0.0028	0.126	1.26
CBCA	0.00181	0.0054	0.582	5.82
CBCV	0.0006	0.0018	ND	ND
CBD	0.00081	0.0024	1.06	10.6
CBDA	0.00043	0.0013	10.1	101
CBDV	0.00061	0.0018	ND	ND
CBDVA	0.00021	0.0006	0.0370	0.370
CBG	0.00057	0.0017	0.439	4.39
CBGA	0.00049	0.0015	1.33	13.3
CBL	0.00112	0.0033	ND	ND
CBLA	0.00124	0.0037	0.0119	0.119
CBN	0.00056	0.0017	ND	ND
CBNA	0.0006	0.0018	0.0442	0.442
CBT	0.0018	0.0054	ND	ND
Δ8-THC	0.00104	0.0031	ND	ND
Δ9-THC	0.00076	0.0023	0.216	2.16
Δ9-THCA	0.00084	0.0025	31.2	312
Δ9-THCV	0.00069	0.0021	ND	ND
Δ9-THCVA	0.00062	0.0019	<LOQ	<LOQ
Total Δ9-THC			27.5981	276
Total			45.1	451

ND = Not Detected; NT = Not Tested; LOD = Limit of Detection; LOQ = Limit of Quantitation; RL = Reporting Limit; Δ = Delta; Total Δ9-THC = Δ9-THCA * 0.877 + Δ9-THC; Total CBD = CBDA * 0.877 + CBD;



 Generated By: Ryan Bellone
 CCO
 Date: 03/05/2024



 Tested By: Nicholas Howard
 Scientist
 Date: 03/05/2024

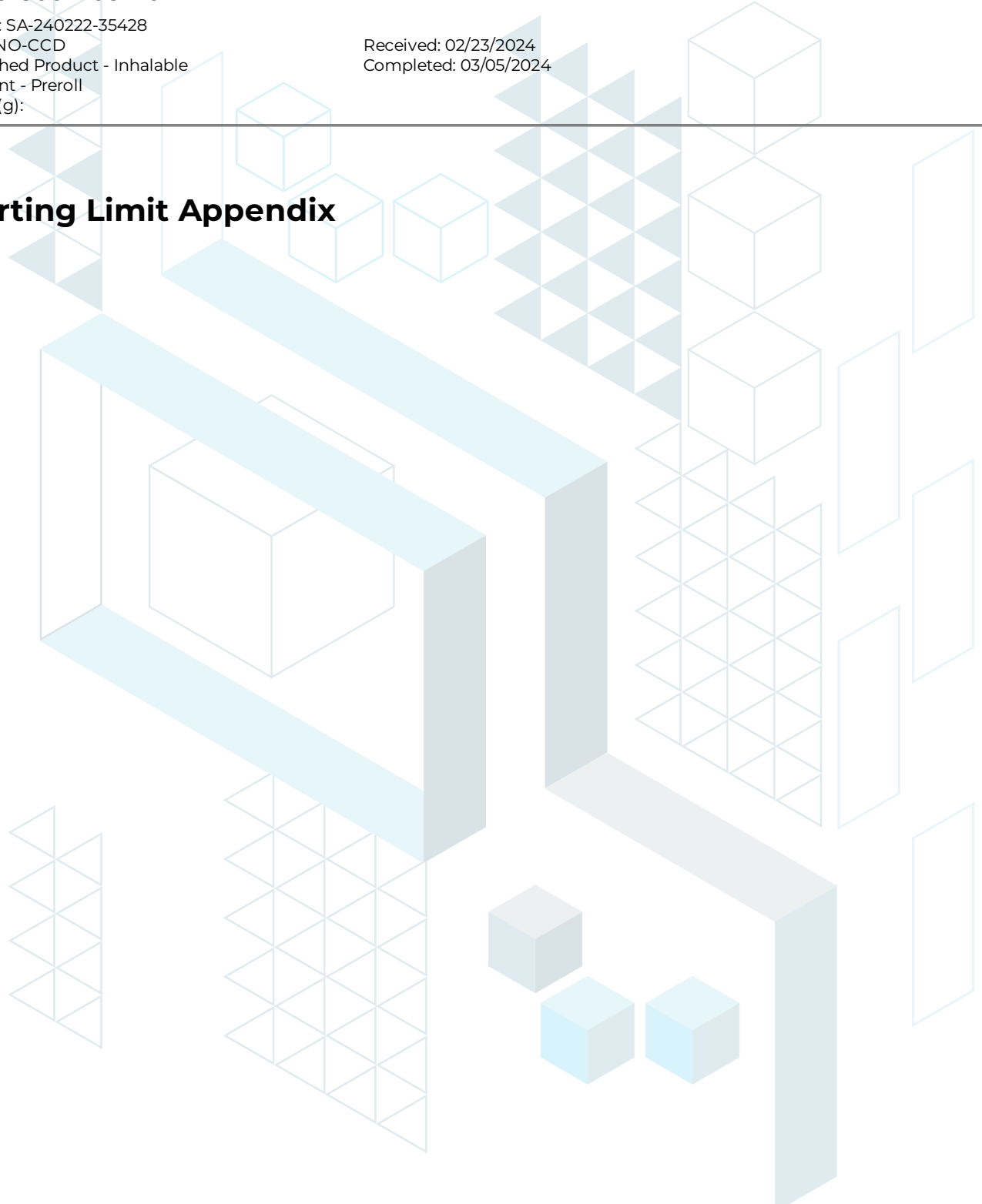
 ISO/IEC 17025:2017 Accredited
 Accreditation #108651


Cosmic Cookies Doink

Sample ID: SA-240222-35428
Batch: LMNO-CCD
Type: Finished Product - Inhalable
Matrix: Plant - Preroll
Unit Mass (g):

Received: 02/23/2024
Completed: 03/05/2024

Reporting Limit Appendix



Munchies Tangie Nectar

 Sample ID: SA-240610-41990
 Batch: N5CT001
 Type: Finished Product - Inhalable
 Matrix: Plant - Preroll
 Unit Mass (g):

 Received: 06/11/2024
 Completed: 06/14/2024


Summary

Test	Date Tested	Status
Cannabinoids	06/14/2024	Tested
Moisture	06/14/2024	Tested

0.219 % Δ9-THC	13.4 % CBDA	17.5 % Total Cannabinoids	10.12 % Moisture Content	Not Tested Foreign Matter	Yes Internal Standard Normalization
--------------------------	-----------------------	-------------------------------------	------------------------------------	-------------------------------------	---

Cannabinoids by HPLC-PDA

Analyte	LOD (%)	LOQ (%)	Result (% dry)	Result (mg/g dry)
CBC	0.00095	0.0028	0.220	2.20
CBCA	0.00181	0.0054	0.749	7.49
CBCV	0.0006	0.0018	ND	ND
CBD	0.00081	0.0024	1.60	16.0
CBDA	0.00043	0.0013	13.4	134
CBDV	0.00061	0.0018	ND	ND
CBDVA	0.00021	0.0006	0.0136	0.136
CBG	0.00057	0.0017	0.107	1.07
CBGA	0.00049	0.0015	0.752	7.52
CBL	0.00112	0.0033	ND	ND
CBLA	0.00124	0.0037	0.0208	0.208
CBN	0.00056	0.0017	0.00189	<LOQ
CBNA	0.0006	0.0018	0.00790	0.0790
CBT	0.0018	0.0054	ND	ND
Δ8-THC	0.00104	0.0031	ND	ND
Δ9-THC	0.00076	0.0023	0.219	2.19
Δ9-THCA	0.00084	0.0025	0.406	4.06
Δ9-THCV	0.00069	0.0021	ND	ND
Δ9-THCVA	0.00062	0.0019	0.00211	<LOQ
Total Δ9-THC			0.57511	5.75
Total			17.5	175

ND = Not Detected; NT = Not Tested; LOD = Limit of Detection; LOQ = Limit of Quantitation; RL = Reporting Limit; Δ = Delta; Total Δ9-THC = Δ9-THCA * 0.877 + Δ9-THC; Total CBD = CBDA * 0.877 + CBD;



 Generated By: Ryan Bellone
 CCO
 Date: 06/14/2024



 Tested By: Kelsey Rogers
 Scientist
 Date: 06/14/2024

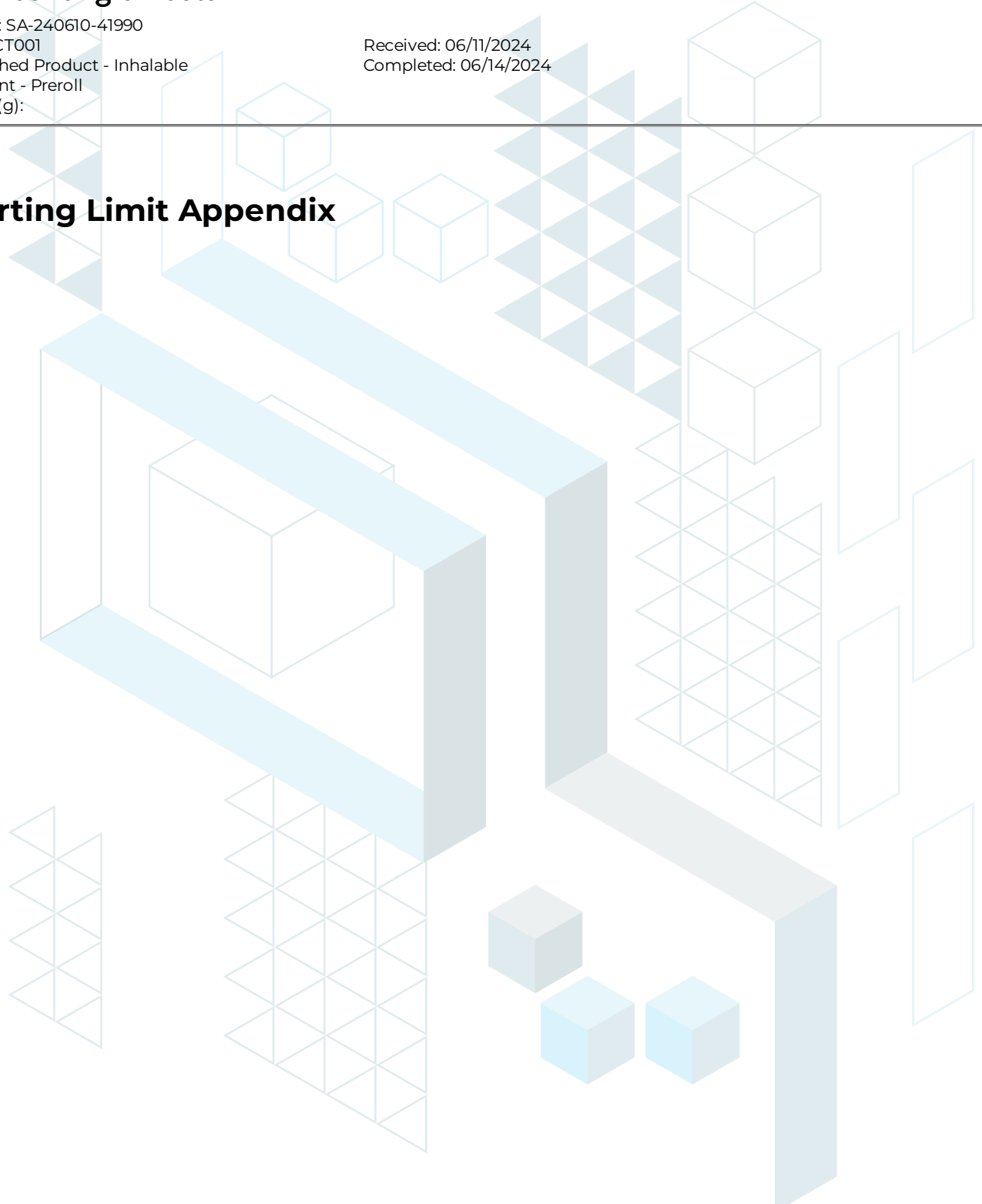
 ISO/IEC 17025:2017 Accredited
 Accreditation #108651


Munchies Tangie Nectar

Sample ID: SA-240610-41990
Batch: N5CT001
Type: Finished Product - Inhalable
Matrix: Plant - Preroll
Unit Mass (g):

Received: 06/11/2024
Completed: 06/14/2024

Reporting Limit Appendix





Certificate of Analysis
Compliance Test

Client Information:

DELTA MUNCHIES
9919 Hardin Dr
Houston, TX 77036

Batch # LMNO-GASTAF
Batch Date: 2024-01-17
Extracted From: Hemp

Test Reg State: Florida

Order # DEL240117-010001
Order Date: 2024-01-17
Sample # AAFF352

Sampling Date: 2024-01-19
Lab Batch Date: 2024-01-19
Completion Date: 2024-01-24

Initial Gross Weight: 58.741 g

Number of Units: 2
Net Weight per Unit: 1300.000 mg
Sampling Method: MSP 7.3.1



Potency Tested **Heavy Metals Passed** **2-3-Butanedione Passed** **Mycotoxins Passed** **Pesticides Passed**
Residual Solvents Passed **Pathogenic Microbiology Passed** **Microbiology (qPCR) Passed** **Vitamin E Passed**

Product Image

Potency 10
Specimen Weight: 209.690 mg

Tested
SOP13.001 (LCUV)

Potency Summary

Pieces For Panel: 5

Analyte	Dilution (1:n)	LOD (%)	LOQ (%)	Result (mg/g)	(%)
THCA-A	15.000	3.20E-5	0.0015	344.0000	34.4000
CBDA	15.000	1.00E-5	0.0015	117.9500	11.7950
CBD	15.000	5.40E-5	0.0015	7.8800	0.7880
CBGA	15.000	8.00E-5	0.0015	7.1500	0.7150
Delta-9 THC	15.000	1.30E-5	0.0015	1.8400	0.1840
CBG	15.000	2.48E-4	0.0015	0.9200	0.0920
CBC	15.000	1.80E-5	0.0015	<LOQ	<LOQ
CBDV	15.000	6.50E-5	0.0015	<LOQ	<LOQ
CBN	15.000	1.40E-5	0.0015	<LOQ	<LOQ
THCV	15.000	7.00E-6	0.0015	<LOQ	<LOQ
Total Active CBD	15.000			111.322	11.132
Total Active THC	15.000			303.528	30.353

Total Active THC 30.353%	394.586 mg	Total Active CBD 11.132%	144.719 mg
Total CBG 0.719%	9.347 mg	Total CBN	None Detected
Other Cannabinoids	None Detected	Total Cannabinoids	42.204%
Total THCA-A 34.4%	447.2 mg		548.652 mg

Aixia Sun
Aixia Sun Lab Director/Principal Scientist
D.H.Sc., M.Sc., B.Sc., MT (AAB)

Definitions and Abbreviations used in this report: Total Active CBD = CBD + (CBD-A * 0.877), *Total CBDV = CBDV + (CBDVA * 0.87), Total Active THC = THCA-A * 0.877 + Delta 9 THC, Total THC = THCV + (THCVA * 0.87), CBG Total = (CBGA * 0.877) + CBG, CBN Total = (CBNA * 0.877) + CBN, Total CBC = CBC + (CBCA * 0.877), Total THC-O-Acetate = Delta 8 THC-O-Acetate + Delta 9 THC-O-Acetate, Total THCP = Delta8-THCP + Delta9-THCP, Other Cannabinoids Total = Total Cannabinoids - All the listed cannabinoids on the summary section, Total Detected Cannabinoids = Delta8-THC + Delta9-THC + Total CBN + CBT + CBE + Delta8-THCV + Total CBG + Total CBD + Total THCV + CBL + Total THC + Total CBC + Total CBDV + Delta10-THC + Total THC-O-Acetate + Total THCP. (mg/ml) = Milligrams per Milliliter, LOQ = Limit of Quantitation, LOD = Limit of Detection, Dilution = Dilution Factor, (ppb) = Parts per Billion, (%) = Percent, (cfu/g) = Colony Forming Unit per Gram, (µg/g) = Microgram per Gram, (ppm) = Parts per Million, (ppm) = (µg/g), (aw) = Water Activity, (mg/Kg) = Milligram per Kilogram. ACS uses simple acceptance criteria. Passed - Analyte/microbe is not detected or is at the level below the action limit per FL rule 64ER20-39, 5K-4.036, 5K-4.034. Failed - Analyte/microbe is at the level that equal or above the action limit per FL rule 64ER20-39, 5K-4.036, 5K-4.034 Sample not received via laboratory sampling. This report shall not be reproduced, without written approval, from ACS Laboratory. The results of this report relate only to the material or product analyzed. Test results are confidential unless explicitly waived otherwise. ACS Laboratory is accredited to the ISO/IEC 17025:2017 Standard.





Certificate of Analysis
Compliance Test

Client Information:

DELTA MUNCHIES
9919 Hardin Dr
Houston, TX 77036

Batch # LMNO-GASTAF
Batch Date: 2024-01-17
Extracted From: Hemp

Test Reg State: Florida

Order # DEL240117-010001
Order Date: 2024-01-17
Sample # AAFF352

Sampling Date: 2024-01-19
Lab Batch Date: 2024-01-19
Completion Date: 2024-01-24

Initial Gross Weight: 58.741 g

Number of Units: 2
Net Weight per Unit: 1300.000 mg
Sampling Method: MSP 7.3.1



2,3-butanedione(Diacetyl)

Specimen Weight: 12.900 mg

Passed
SOP13.039 (GCMS)

Dilution Factor: 1.000

Analyte	LOD (ppm)	LOQ (ppm)	Result (ppm)
2,3-Butanedione	.024	0.024	<LOQ



Total Yeast and Mold

Specimen Weight: 487.550 mg

Passed
SOP13.017 (qPCR)

Dilution Factor: 1.000

Analyte	Action Level (cfu/g)	Result (cfu/g)	Remark
Total Yeast/Mold	100000	31724	Passed



Pathogenic Microbiology SAE (MicroArray)

Specimen Weight: 1034.800 mg

Passed
SOP13.019 (Micro Array)

Dilution Factor: 1.000

Analyte	Result (cfu/g)	Analyte	Result (cfu/g)
Aspergillus flavus	Absence in 1g	Aspergillus terreus	Absence in 1g
Aspergillus fumigatus	Absence in 1g	Salmonella	Absence in 1g
Aspergillus niger	Absence in 1g	STEC E. Coli	Absence in 1g

Aixia Sun Lab Director/Principal Scientist
D.H.Sc., M.Sc., B.Sc., MT (AAB)

Definitions are found on page 1

This report shall not be reproduced, without written approval, from ACS Laboratory. The results of this report relate only to the material or product analyzed. Test results are confidential unless explicitly waived otherwise. ACS Laboratory is accredited to the ISO/IEC 17025:2017 Standard.





Certificate of Analysis
Compliance Test

Client Information:

DELTA MUNCHIES
9919 Hardin Dr
Houston, TX 77036

Batch # LMNO-GASTAF
Batch Date: 2024-01-17
Extracted From: Hemp

Test Reg State: Florida

Order # DEL240117-010001
Order Date: 2024-01-17
Sample # AAFF352

Sampling Date: 2024-01-19
Lab Batch Date: 2024-01-19
Completion Date: 2024-01-24

Initial Gross Weight: 58.741 g

Number of Units: 2
Net Weight per Unit: 1300.000 mg
Sampling Method: MSP 7.3.1

E Vitamin E (Tocopheryl Acetate)
Specimen Weight: 618.500 mg

Passed
SOP13.007 (LC-MS)

Dilution Factor: 2.430

Analyte	LOD (ppb)	LOQ (ppb)	Action Level (ppb)	Result (ppb)
Tocopheryl Acetate (Vitamin E Acetate)	.705	500	500	<LOQ

H Heavy Metals
Specimen Weight: 245.100 mg

Passed
SOP13.048 (ICP-MS)

Dilution Factor: 203

Analyte	LOD (ppb)	LOQ (ppb)	Action Level (ppb)	Result (ppb)	Analyte	LOD (ppb)	LOQ (ppb)	Action Level (ppb)	Result (ppb)
Arsenic (As)	4.83	100	200	<LOQ	Lead (Pb)	11.76	100	500	<LOQ
Cadmium (Cd)	.64	100	200	<LOQ	Mercury (Hg)	.58	100	200	<LOQ

Mycotoxins
Specimen Weight: 618.500 mg

Passed
SOP13.007 (LCMS)

Dilution Factor: 2.430

Analyte	LOD (ppb)	LOQ (ppb)	Action Level (ppb)	Result (ppb)	Analyte	LOD (ppb)	LOQ (ppb)	Action Level (ppb)	Result (ppb)
Aflatoxin B1	3.0400E-1	6	20	<LOQ	Aflatoxin G2	2.7100E-1	6	20	<LOQ
Aflatoxin B2	7.7000E-2	6	20	<LOQ	Ochratoxin A	7.5400E-1	3.8	20	<LOQ
Aflatoxin G1	3.0400E-1	6	20	<LOQ					

Residual Solvents - FL (CBD)
Specimen Weight: 12.900 mg

Passed
SOP13.039 (GCMS)

Dilution Factor: 1.000

Analyte	LOD (ppm)	LOQ (ppm)	Action Level (ppm)	Result (ppm)	Analyte	LOD (ppm)	LOQ (ppm)	Action Level (ppm)	Result (ppm)
1,1-Dichloroethene	0.0094	0.16	8	<LOQ	Heptane	0.0013	1.39	5000	<LOQ
1,2-Dichloroethane	0.0003	0.04	5	<LOQ	Hexane	0.068	1.17	290	<LOQ
Acetone	0.015	2.08	5000	97.059	Isopropyl alcohol	0.0048	1.39	500	<LOQ
Acetonitrile	0.06	1.17	410	<LOQ	Methanol	0.0005	0.69	3000	<LOQ
Benzene	0.0002	0.02	2	<LOQ	Methylene chloride	0.0029	2.43	600	<LOQ
Butanes	0.4167	2.5	2000	<LOQ	Pentane	0.037	2.08	5000	57.386
Chloroform	0.0001	0.04	60	<LOQ	Propane	0.031	5.83	2100	<LOQ
Ethanol	0.0021	2.78	5000	<LOQ	Toluene	0.0009	2.92	890	<LOQ
Ethyl Acetate	0.0012	1.11	5000	<LOQ	Total Xylenes	0.0001	2.92	2170	<LOQ
Ethyl Ether	0.0049	1.39	5000	<LOQ	Trichloroethylene	0.0014	0.49	80	<LOQ
Ethylene Oxide	0.0038	0.1	5	<LOQ					

Aixia Sun
Aixia Sun Lab Director/Principal Scientist
D.H.Sc., M.Sc., B.Sc., MT (AAB)

Definitions are found on page 1

This report shall not be reproduced, without written approval, from ACS Laboratory. The results of this report relate only to the material or product analyzed. Test results are confidential unless explicitly waived otherwise. ACS Laboratory is accredited to the ISO/IEC 17025:2017 Standard.





Certificate of Analysis
Compliance Test

Client Information:

DELTA MUNCHIES
9919 Hardin Dr
Houston, TX 77036

Batch # LMNO-GASTAF
Batch Date: 2024-01-17
Extracted From: Hemp

Test Reg State: Florida

Order # DEL240117-010001
Order Date: 2024-01-17
Sample # AAFF352

Sampling Date: 2024-01-19
Lab Batch Date: 2024-01-19
Completion Date: 2024-01-24

Initial Gross Weight: 58.741 g

Number of Units: 2
Net Weight per Unit: 1300.000 mg
Sampling Method: MSP 7.3.1

Pesticides

Specimen Weight: 618.500 mg

Passed

SOP13.007 (LCMS/GCMS)

Dilution Factor: 2.430

Analyte	LOD (ppb)	LOQ (ppb)	Action Level (ppb)	Result (ppb)	Analyte	LOD (ppb)	LOQ (ppb)	Action Level (ppb)	Result (ppb)
Abamectin	2.8800E-1	28.23	100	<LOQ	Fludioxonil	1.7400E+0	48	100	<LOQ
Acephate	2.3000E-2	30	100	<LOQ	Hexythiazox	4.9000E-2	30	100	<LOQ
Acequinocyl	9.5640E+0	48	100	<LOQ	Imazalil	2.4800E-1	30	100	<LOQ
Acetamiprid	5.2000E-2	30	100	<LOQ	Imidacloprid	9.4000E-2	30	400	<LOQ
Aldicarb	2.6000E-2	30	100	<LOQ	Kresoxim Methyl	4.2000E-2	30	100	<LOQ
Azoxystrobin	8.1000E-2	10	100	<LOQ	Malathion	8.2000E-2	30	200	<LOQ
Bifenazate	1.4150E+0	30	100	<LOQ	Metalaxyl	8.1000E-2	10	100	<LOQ
Bifenthrin	4.3000E-2	30	200	<LOQ	Methiocarb	3.2000E-2	30	100	<LOQ
Boscalid	5.5000E-2	10	100	<LOQ	Methomyl	2.2000E-2	30	100	<LOQ
Captan	6.1200E+0	30	700	<LOQ	methyl-Parathion	1.7100E+0	10	100	<LOQ
Carbaryl	2.2000E-2	10	500	<LOQ	Mevinphos	2.1500E+0	10	100	<LOQ
Carbofuran	3.4000E-2	10	100	<LOQ	Myclobutanil	1.0290E+0	30	100	<LOQ
Chlorantraniliprole	3.3000E-2	10	1000	<LOQ	Naled	9.5000E-2	30	250	<LOQ
Chlordane	1.0000E+1	10	100	<LOQ	Oxamyl	2.5000E-2	30	500	<LOQ
Chlorfenapyr	3.4000E-2	30	100	<LOQ	Paclobutrazol	6.5000E-2	30	100	<LOQ
Chloromequat Chloride	1.0800E-1	10	1000	<LOQ	Pentachloronitrobenzene	1.3200E+0	10	150	<LOQ
Chlorpyrifos	3.5000E-2	30	100	<LOQ	Permethrin	3.4300E-1	30	100	<LOQ
Clofentezine	1.1900E-1	30	200	<LOQ	Phosmet	8.2000E-2	30	100	<LOQ
Coumaphos	3.7700E+0	48	100	<LOQ	Piperonylbutoxide	2.9000E-2	30	3000	<LOQ
Cyfluthrin	3.1100E+0	30	500	<LOQ	Prallethrin	7.9800E-1	30	100	<LOQ
Cypermethrin	1.4490E+0	30	500	<LOQ	Propiconazole	7.0000E-2	30	100	<LOQ
Daminozide	8.8500E-1	30	100	<LOQ	Propoxur	4.6000E-2	30	100	<LOQ
Diazinon	4.4000E-2	30	100	<LOQ	Pyrethrins	2.3593E+1	30	500	<LOQ
Dichlorvos	2.1820E+0	30	100	<LOQ	Pyridaben	3.2000E-2	30	200	<LOQ
Dimethoate	2.1000E-2	30	100	<LOQ	Spinetoram	8.0000E-2	10	200	<LOQ
Dimethomorph	5.8300E+0	48	200	<LOQ	Spinosad	8.8000E-2	30	100	<LOQ
Ethoprophos	3.6000E-1	30	100	<LOQ	Spiromesifen	2.6100E-1	30	100	<LOQ
Etofenprox	1.1600E-1	30	100	<LOQ	Spirotetramat	8.9000E-2	30	100	<LOQ
Etoxazole	9.5000E-2	30	100	<LOQ	Spiroxamine	1.3100E-1	30	100	<LOQ
Fenhexamid	5.1000E-1	10	100	<LOQ	Tebuconazole	6.7000E-2	30	100	<LOQ
Fenoxycarb	1.0700E-1	30	100	<LOQ	Thiacloprid	6.4000E-2	30	100	<LOQ
Fenpyroximate	1.3800E-1	30	100	<LOQ	Thiamethoxam	5.0000E-2	30	500	<LOQ
Fipronil	1.0700E-1	30	100	<LOQ	Trifloxystrobin	3.7000E-2	30	100	<LOQ
Fonicamid	5.1700E-1	30	100	<LOQ					

Aixia Sun
Aixia Sun Lab Director/Principal Scientist
D.H.Sc., M.Sc., B.Sc., MT (AAB)

Definitions are found on page 1

This report shall not be reproduced, without written approval, from ACS Laboratory. The results of this report relate only to the material or product analyzed. Test results are confidential unless explicitly waived otherwise. ACS Laboratory is accredited to the ISO/IEC 17025:2017 Standard.



Munchies Blue Kush Cake

 Sample ID: SA-240610-41989
 Batch: N5CT001
 Type: Finished Product - Inhalable
 Matrix: Plant - Preroll
 Unit Mass (g):

 Received: 06/11/2024
 Completed: 06/14/2024


Summary

Test	Date Tested	Status
Cannabinoids	06/14/2024	Tested
Moisture	06/14/2024	Tested

0.218 % Δ9-THC	13.3 % CBDA	17.4 % Total Cannabinoids	10.14 % Moisture Content	Not Tested Foreign Matter	Yes Internal Standard Normalization
--------------------------	-----------------------	-------------------------------------	------------------------------------	-------------------------------------	---

Cannabinoids by HPLC-PDA

Analyte	LOD (%)	LOQ (%)	Result (% dry)	Result (mg/g dry)
CBC	0.00095	0.0028	0.243	2.43
CBCA	0.00181	0.0054	0.754	7.54
CBCV	0.0006	0.0018	ND	ND
CBD	0.00081	0.0024	1.52	15.2
CBDA	0.00043	0.0013	13.3	133
CBDV	0.00061	0.0018	ND	ND
CBDVA	0.00021	0.0006	0.0140	0.140
CBG	0.00057	0.0017	0.108	1.08
CBGA	0.00049	0.0015	0.705	7.05
CBL	0.00112	0.0033	ND	ND
CBLA	0.00124	0.0037	0.0200	0.200
CBN	0.00056	0.0017	0.00211	0.0211
CBNA	0.0006	0.0018	0.00757	0.0757
CBT	0.0018	0.0054	ND	ND
Δ8-THC	0.00104	0.0031	ND	ND
Δ9-THC	0.00076	0.0023	0.218	2.18
Δ9-THCA	0.00084	0.0025	0.462	4.61
Δ9-THCV	0.00069	0.0021	ND	ND
Δ9-THCVA	0.00062	0.0019	0.00211	<LOQ
Total Δ9-THC			0.62263	6.23
Total			17.4	174

ND = Not Detected; NT = Not Tested; LOD = Limit of Detection; LOQ = Limit of Quantitation; RL = Reporting Limit; Δ = Delta; Total Δ9-THC = Δ9-THCA * 0.877 + Δ9-THC; Total CBD = CBDA * 0.877 + CBD;



 Generated By: Ryan Bellone
 CCO
 Date: 06/14/2024



 Tested By: Kelsey Rogers
 Scientist
 Date: 06/14/2024

 ISO/IEC 17025:2017 Accredited
 Accreditation #108651


Munchies Blue Kush Cake

Sample ID: SA-240610-41989
Batch: N5CT001
Type: Finished Product - Inhalable
Matrix: Plant - Preroll
Unit Mass (g):

Received: 06/11/2024
Completed: 06/14/2024

Reporting Limit Appendix

