

PharmLabs San Diego Certificate of Analysis

3421 Hancock St, Second Floor, San Diego, CA 92110 | License: C8-0000098-LIC
 ISO/IEC 17025:2017 Certification L17-427-1 | Accreditation #85368



Sample **Cosmic Candy - Watermelon**

| | | | |
|-------------------|------------------------|------------------|------------------------------|
| Sample ID | SD221103-008 (54508) | Matrix | Edible (Other Cannabis Good) |
| Tested for | Prophet Premium Blends | Received | Nov 02, 2022 |
| Sampled | - | Reported | Nov 07, 2022 |
| Analyses executed | FP-NI | Unit Mass (g) | 51.174 |
| | | Serving Size (g) | 3.198 |

Laboratory note: unit size = 8 pieces | serving size = 1/2 piece | total servings = 16

CAN+ - Cannabinoids Analysis

Analyzed Nov 07, 2022 | Instrument HPLC-VWD | Method SOP-001
 Measurement Uncertainty at 95% confidence 7.806%

| Analyte | LOD mg/g | LOQ mg/g | Result % | Result mg/g | Result mg/Serving | Result mg/Unit | Sample photography |
|--|----------|----------|-------------|-------------|-------------------|----------------|--------------------|
| Cannabidiol (CBD) | 0.039 | 0.16 | 0.00 | 0.02 | 0.07 | 1.07 | |
| Cannabidiolic Acid (CBDA) | 0.001 | 0.16 | ND | ND | ND | ND | |
| Cannabigerol Acid (CBGA) | 0.001 | 0.16 | ND | ND | ND | ND | |
| Cannabigerol (CBG) | 0.001 | 0.16 | 0.01 | 0.07 | 0.24 | 3.79 | |
| Cannabidiol (CBD) | 0.001 | 0.16 | 0.16 | 1.57 | 5.01 | 80.19 | |
| Tetrahydrocannabinol (THCV) | 0.001 | 0.16 | 0.00 | 0.02 | 0.06 | 1.02 | |
| Cannabinol (CBN) | 0.001 | 0.16 | 0.00 | 0.04 | 0.12 | 1.94 | |
| Tetrahydrocannabinol (Δ9-THC) | 0.003 | 0.16 | 0.19 | 1.93 | 6.17 | 98.71 | |
| Δ8-tetrahydrocannabinol (Δ8-THC) | 0.004 | 0.16 | 0.00 | 0.02 | 0.05 | 0.87 | |
| Cannabicyclol (CBL) | 0.002 | 0.16 | ND | ND | ND | ND | |
| Cannabichromene (CBC) | 0.002 | 0.16 | ND | ND | ND | ND | |
| Tetrahydrocannabinolic Acid (THCA) | 0.001 | 0.16 | ND | ND | ND | ND | |
| Total THC (THCa * 0.877 + Δ9THC) | | | 0.19 | 1.93 | 6.17 | 98.71 | |
| Total THC + Δ8THC (THCa * 0.877 + Δ9THC + Δ8THC) | | | 0.19 | 1.95 | 6.22 | 99.58 | |
| Total CBD (CBDA * 0.877 + CBD) | | | 0.16 | 1.57 | 5.01 | 80.19 | |
| Total CBG (CBGA * 0.877 + CBG) | | | 0.01 | 0.07 | 0.24 | 3.79 | |
| Total Cannabinoids | | | 0.37 | 3.67 | 11.72 | 187.60 | |

HME - Heavy Metals Detection Analysis

Analyzed Nov 04, 2022 | Instrument ICP/MSMS | Method SOP-005

| Analyte | LOD ug/g | LOQ ug/g | Result ug/g | Limit ug/g | Analyte | LOD ug/g | LOQ ug/g | Result ug/g | Limit ug/g |
|--------------|----------|----------|-------------|------------|--------------|----------|----------|-------------|------------|
| Arsenic (As) | 0.0002 | 0.0005 | ND | 1.5 | Cadmium (Cd) | 3.0e-05 | 0.0005 | <LOQ | 0.5 |
| Mercury (Hg) | 1.0e-05 | 0.0001 | <LOQ | 3 | Lead (Pb) | 1.0e-05 | 0.00125 | <LOQ | 0.5 |

MIBNIG - Microbial Testing Analysis

Analyzed Nov 07, 2022 | Instrument Plating | Method SOP-007


| Analyte | Result CFU/g | Limit | Analyte | Result CFU/g | Limit |
|--|--------------|---------------|-----------------|--------------|---------------|
| Shiga toxin-producing Escherichia Coli | ND | ND per 1 gram | Salmonella spp. | ND | ND per 1 gram |

MTO - Mycotoxin Testing Analysis

Analyzed Nov 04, 2022 | Instrument LC/MSMS | Method SOP-004

| Analyte | LOD ug/kg | LOQ ug/kg | Result ug/kg (ppb) | Limit ug/kg | Analyte | LOD ug/kg | LOQ ug/kg | Result ug/kg (ppb) | Limit ug/kg |
|--------------|-----------|-----------|--------------------|-------------|------------------|-----------|-----------|--------------------|-------------|
| Ochratoxin A | 5.0 | 20.0 | ND | 20 | Aflatoxin B1 | 2.5 | 5.0 | ND | - |
| Aflatoxin B2 | 2.5 | 5.0 | ND | - | Aflatoxin G1 | 2.5 | 5.0 | ND | - |
| Aflatoxin G2 | 2.5 | 5.0 | ND | - | Total Aflatoxins | 10.0 | 20.0 | ND | 20 |

UI Not Identified
 ND Not Detected
 N/A Not Applicable
 NT Not Reported
 LOD Limit of Detection
 LOQ Limit of Quantification
 <LOQ Detected
 >ULOL Above upper limit of linearity
 CFU/g Colony Forming Units per 1 gram
 TNTC Too Numerous to Count



Scan the QR code to verify authenticity.

Authorized Signature

Brandon Starr

Brandon Starr, Lab Manager
 Mon, 07 Nov 2022 17:41:43 -0800

PharmLabs San Diego | 3421 Hancock St, Second Floor, San Diego, CA 92110 | 619.356.0898 | ISO/IEC 17025:2017 Certification L17-427-1

*This report shall not be reproduced except in full, without the written approval of the lab. This report is for informational purposes only and should not be used to diagnose, treat or prevent any disease. Results are only for samples and batches indicated. Results are reported on an "as received" basis, unless indicated otherwise. When a Pass/Fail status is reported, that status is intended to be in accordance with federal, state and local laws which are required for the customer to be in compliance. The measurement of uncertainty is not included in the Pass/Fail evaluation unless explicitly required by federal, state or local laws and has been reported on the certificate of analysis. Measurement of uncertainty is available upon request.



PES - Pesticides Screening Analysis

Analyzed Nov 04, 2022 | Instrument LC/MSMS GC/MSMS | Method SOP-003

| Analyte | LOD ug/g | LOQ ug/g | Result ug/g | Limit ug/g | Analyte | LOD ug/g | LOQ ug/g | Result ug/g | Limit ug/g |
|-------------------------|----------|----------|-------------|------------|-----------------------|----------|----------|-------------|------------|
| Aldicarb | 0.0078 | 0.02 | ND | 0.0078 | Carbofuran | 0.01 | 0.02 | ND | 0.01 |
| Dimethoate | 0.01 | 0.02 | ND | 0.01 | Etofenprox | 0.02 | 0.1 | ND | 0.02 |
| Fenoxycarb | 0.01 | 0.02 | ND | 0.01 | Thiachloprid | 0.01 | 0.02 | ND | 0.01 |
| Daminozide | 0.01 | 0.03 | ND | 0.01 | Dichlorvos | 0.02 | 0.07 | ND | 0.02 |
| Imazail | 0.02 | 0.07 | ND | 0.02 | Methiocarb | 0.01 | 0.02 | ND | 0.01 |
| Spiroxamine | 0.01 | 0.02 | ND | 0.01 | Coumaphos | 0.01 | 0.02 | ND | 0.01 |
| Fipronil | 0.01 | 0.1 | ND | 0.01 | Paclbutrazol | 0.01 | 0.03 | ND | 0.01 |
| Chlorpyrifos | 0.01 | 0.04 | ND | 0.01 | Ethoprophos (Prophos) | 0.01 | 0.02 | ND | 0.01 |
| Baygon (Propoxur) | 0.01 | 0.02 | ND | 0.01 | Chlordane | 0.04 | 0.1 | ND | 0.04 |
| Chlorfenapyr | 0.03 | 0.1 | ND | 0.03 | Methyl Parathion | 0.02 | 0.1 | ND | 0.02 |
| Mevinphos | 0.05 | 0.08 | ND | 0.03 | Abamectin | 0.03 | 0.08 | ND | 0.3 |
| Acephate | 0.02 | 0.05 | ND | 5 | Acetamidrid | 0.01 | 0.05 | ND | 5 |
| Azoxystrobin | 0.01 | 0.02 | ND | 40 | Bifenazate | 0.01 | 0.05 | ND | 5 |
| Bifenthrin | 0.02 | 0.35 | ND | 0.5 | Boscalid | 0.01 | 0.03 | ND | 10 |
| Carbaryl | 0.01 | 0.02 | ND | 0.5 | Chlorantraniliprole | 0.01 | 0.04 | ND | 40 |
| Clofentezine | 0.01 | 0.03 | ND | 0.5 | Diazinon | 0.01 | 0.02 | ND | 0.2 |
| Dimethomorph | 0.02 | 0.06 | ND | 20 | Etoxazole | 0.01 | 0.05 | ND | 1.5 |
| Fenpyroximate | 0.02 | 0.1 | ND | 2 | Fonicamid | 0.01 | 0.02 | ND | 2 |
| Fludioxonil | 0.01 | 0.05 | ND | 30 | Hexythiazox | 0.01 | 0.03 | ND | 2 |
| Imidacloprid | 0.01 | 0.05 | ND | 3 | Kresoxim-methyl | 0.01 | 0.03 | ND | 1 |
| Malathion | 0.01 | 0.05 | ND | 5 | Metalaxyl | 0.01 | 0.02 | ND | 15 |
| Methomyl | 0.02 | 0.05 | ND | 0.1 | Myclobutanil | 0.02 | 0.07 | ND | 9 |
| Naled | 0.01 | 0.02 | ND | 0.5 | Oxamyl | 0.01 | 0.02 | ND | 0.2 |
| Permethrin | 0.01 | 0.02 | ND | 20 | Phosmet | 0.01 | 0.02 | ND | 0.2 |
| Piperonyl Butoxide | 0.02 | 0.06 | ND | 8 | Propiconazole | 0.03 | 0.08 | ND | 20 |
| Prallethrin | 0.02 | 0.05 | ND | 0.4 | Pyrethrin | 0.05 | 0.41 | ND | 1 |
| Pyridaben | 0.02 | 0.07 | ND | 3 | Spinosad A | 0.01 | 0.05 | ND | 3 |
| Spinosad D | 0.01 | 0.05 | ND | 3 | Spiromesifen | 0.02 | 0.06 | ND | 12 |
| Spirotetramat | 0.01 | 0.02 | ND | 13 | Tebuconazole | 0.01 | 0.02 | ND | 2 |
| Thiamethoxam | 0.01 | 0.02 | ND | 4.5 | Trifloxystrobin | 0.01 | 0.02 | ND | 30 |
| Acequinocyl | 0.02 | 0.09 | ND | 4 | Captan | 0.01 | 0.02 | ND | 5 |
| Cypermethrin | 0.02 | 0.1 | ND | 1 | Cyfluthrin | 0.04 | 0.1 | ND | 1 |
| Fenhexamid | 0.02 | 0.07 | ND | 10 | Spinetoram J.L | 0.02 | 0.07 | ND | 3 |
| Pentachloronitrobenzene | 0.01 | 0.1 | ND | 0.2 | | | | | |

RES - Residual Solvents Testing Analysis

Analyzed Nov 07, 2022 | Instrument GC/FID with Headspace Analyzer | Method SOP-006

| Analyte | LOD ug/g | LOQ ug/g | Result ug/g | Limit ug/g | Analyte | LOD ug/g | LOQ ug/g | Result ug/g | Limit ug/g |
|----------------------------|----------|----------|-------------|------------|-------------------------------|----------|----------|-------------|------------|
| Propane (Prop) | 0.4 | 40.0 | ND | 5000.0 | Butane (But) | 0.4 | 40.0 | ND | 5000.0 |
| Methanol (Metha) | 0.4 | 40.0 | 95.0 | 3000.0 | Ethylene Oxide (EthOx) | 0.4 | 0.8 | ND | 1.0 |
| Pentane (Pen) | 0.4 | 40.0 | ND | 5000.0 | Ethanol (Ethan) | 0.4 | 40.0 | <LOQ | 5000.0 |
| Ethyl Ether (EthEt) | 0.4 | 40.0 | ND | 5000.0 | Acetone (Acet) | 0.4 | 40.0 | ND | 5000.0 |
| Isopropanol (2-Pro) | 0.4 | 40.0 | ND | 5000.0 | Acetonitrile (Acetonit) | 0.4 | 40.0 | ND | 410.0 |
| Methylene Chloride (MetCh) | 0.4 | 0.8 | ND | 1.0 | Hexane (Hex) | 0.4 | 40.0 | ND | 290.0 |
| Ethyl Acetate (EthAc) | 0.4 | 40.0 | <LOQ | 5000.0 | Chloroform (Clo) | 0.4 | 0.8 | ND | 1.0 |
| Benzene (Ben) | 0.4 | 0.8 | ND | 1.0 | 1,2-Dichloroethane (1,2-Dich) | 0.4 | 0.8 | ND | 1.0 |
| Heptane (Hep) | 0.4 | 40.0 | ND | 5000.0 | Trichloroethylene (TriClEtH) | 0.4 | 0.8 | ND | 1.0 |
| Toluene (Toluene) | 0.4 | 40.0 | ND | 890.0 | Xylenes (Xyl) | 0.4 | 40.0 | ND | 2170.0 |

FVI - Filth & Foreign Material Inspection Analysis

Analyzed Nov 03, 2022 | Instrument Microscope | Method SOP-010

| Analyte / Limit | Result | Analyte / Limit | Result |
|--|--------|--|--------|
| > 1/4 of the total sample area covered by sand, soil, cinders, or dirt | ND | > 1/4 of the total sample area covered by mold | ND |
| > 1 insect fragment, 1 hair, or 1 count mammalian excreta per 3g | ND | > 1/4 of the total sample area covered by an imbedded foreign material | ND |

MWA - Moisture Content & Water Activity Analysis

Analyzed Nov 03, 2022 | Instrument Chilled-mirror Dewpoint and Capacitance | Method SOP-008

| Analyte | Result | Limit | Analyte | Result | Limit |
|----------------|-----------|---------|---------------------|---------------------|---------------------|
| Moisture (Moi) | 10.7 % Mw | 13 % Mw | Water Activity (WA) | 0.68 a _w | 0.85 a _w |

UI Not Identified
 ND Not Detected
 N/A Not Applicable
 NT Not Reported
 LOD Limit of Detection
 LOQ Limit of Quantification
 <LOQ Detected
 >ULOL Above upper limit of linearity
 CFU/g Colony Forming Units per 1 gram
 TNTC Too Numerous to Count



Scan the QR code to verify authenticity.

Authorized Signature

Brandon Starr

Brandon Starr, Lab Manager
 Mon, 07 Nov 2022 17:41:43 -0800

PharmLabs San Diego | 3421 Hancock St, Second Floor, San Diego, CA 92110 | 619.356.0898 | ISO/IEC 17025:2017 Certification L17-427-1

*This report shall not be reproduced except in full, without the written approval of the lab. This report is for informational purposes only and should not be used to diagnose, treat or prevent any disease. Results are only for samples and batches indicated. Results are reported on an "as received" basis, unless indicated otherwise. When a Pass/Fail status is reported, that status is intended to be in accordance with federal, state and local laws which are required for the customer to be in compliance. The measurement of uncertainty is not included in the Pass/Fail evaluation unless explicitly required by federal, state or local laws and has been reported on the certificate of analysis. Measurement of uncertainty is available upon request.



PharmLabs San Diego Certificate of Analysis

3421 Hancock St, Second Floor, San Diego, CA 92110 | License: C8-0000098-LIC
 ISO/IEC 17025:2017 Certification L17-427-1 | Accreditation #85368



Sample **Cosmic Candy - Stellar Strawberry**

| | | | |
|-------------------|------------------------|------------------|------------------------------|
| Sample ID | SD221103-005 (54505) | Matrix | Edible (Other Cannabis Good) |
| Tested for | Prophet Premium Blends | Received | Nov 02, 2022 |
| Sampled | - | Reported | Nov 07, 2022 |
| Analyses executed | FP-NI | Unit Mass (g) | 51.085 |
| | | Serving Size (g) | 3.193 |

Laboratory note: unit size = 8 pieces | serving size = 1/2 piece | total servings = 16

CAN+ - Cannabinoids Analysis

Analyzed Nov 07, 2022 | Instrument HPLC-VWD | Method SOP-001
 Measurement Uncertainty at 95% confidence 7.806%

| Analyte | LOD mg/g | LOQ mg/g | Result % | Result mg/g | Result mg/Serving | Result mg/Unit | Sample photography |
|--|----------|----------|-------------|-------------|-------------------|----------------|--------------------|
| Cannabidiol (CBD) | 0.039 | 0.16 | 0.00 | 0.02 | 0.06 | 0.97 | |
| Cannabidiolic Acid (CBDA) | 0.001 | 0.16 | ND | ND | ND | ND | |
| Cannabigerol Acid (CBGA) | 0.001 | 0.16 | ND | ND | ND | ND | |
| Cannabigerol (CBG) | 0.001 | 0.16 | 0.00 | 0.04 | 0.14 | 2.30 | |
| Cannabidiol (CBD) | 0.001 | 0.16 | 0.15 | 1.55 | 4.94 | 78.98 | |
| Tetrahydrocannabivarin (THCV) | 0.001 | 0.16 | <LOQ | <LOQ | <LOQ | <LOQ | |
| Cannabinol (CBN) | 0.001 | 0.16 | 0.00 | 0.03 | 0.09 | 1.48 | |
| Tetrahydrocannabinol (Δ9-THC) | 0.003 | 0.16 | 0.19 | 1.89 | 6.04 | 96.60 | |
| Δ8-tetrahydrocannabinol (Δ8-THC) | 0.004 | 0.16 | ND | ND | ND | ND | |
| Cannabicyclol (CBL) | 0.002 | 0.16 | ND | ND | ND | ND | |
| Cannabichromene (CBC) | 0.002 | 0.16 | 0.00 | 0.03 | 0.09 | 1.43 | |
| Tetrahydrocannabinolic Acid (THCA) | 0.001 | 0.16 | ND | ND | ND | ND | |
| Total THC (THCa * 0.877 + Δ9THC) | | | 0.19 | 1.89 | 6.04 | 96.60 | |
| Total THC + Δ8THC (THCa * 0.877 + Δ9THC + Δ8THC) | | | 0.19 | 1.89 | 6.04 | 96.60 | |
| Total CBD (CBDA * 0.877 + CBD) | | | 0.15 | 1.55 | 4.94 | 78.98 | |
| Total CBG (CBGA * 0.877 + CBG) | | | 0.00 | 0.04 | 0.14 | 2.30 | |
| Total Cannabinoids | | | 0.36 | 3.56 | 11.36 | 181.76 | |



HME - Heavy Metals Detection Analysis

Analyzed Nov 04, 2022 | Instrument ICP/MSMS | Method SOP-005

| Analyte | LOD ug/g | LOQ ug/g | Result ug/g | Limit ug/g | Analyte | LOD ug/g | LOQ ug/g | Result ug/g | Limit ug/g |
|--------------|----------|----------|-------------|------------|--------------|----------|----------|-------------|------------|
| Arsenic (As) | 0.0002 | 0.0005 | <LOQ | 1.5 | Cadmium (Cd) | 3.0e-05 | 0.0005 | <LOQ | 0.5 |
| Mercury (Hg) | 1.0e-05 | 0.0001 | <LOQ | 3 | Lead (Pb) | 1.0e-05 | 0.00125 | <LOQ | 0.5 |

MIBNIG - Microbial Testing Analysis

Analyzed Nov 07, 2022 | Instrument Plating | Method SOP-007


| Analyte | Result CFU/g | Limit | Analyte | Result CFU/g | Limit |
|--|--------------|---------------|-----------------|--------------|---------------|
| Shiga toxin-producing Escherichia Coli | ND | ND per 1 gram | Salmonella spp. | ND | ND per 1 gram |

MTO - Mycotoxin Testing Analysis

Analyzed Nov 04, 2022 | Instrument LC/MSMS | Method SOP-004

| Analyte | LOD ug/kg | LOQ ug/kg | Result ug/kg (ppb) | Limit ug/kg | Analyte | LOD ug/kg | LOQ ug/kg | Result ug/kg (ppb) | Limit ug/kg |
|--------------|-----------|-----------|--------------------|-------------|------------------|-----------|-----------|--------------------|-------------|
| Ochratoxin A | 5.0 | 20.0 | ND | 20 | Aflatoxin B1 | 2.5 | 5.0 | ND | - |
| Aflatoxin B2 | 2.5 | 5.0 | ND | - | Aflatoxin G1 | 2.5 | 5.0 | ND | - |
| Aflatoxin G2 | 2.5 | 5.0 | ND | - | Total Aflatoxins | 10.0 | 20.0 | ND | 20 |

UI Not Identified
 ND Not Detected
 N/A Not Applicable
 NT Not Reported
 LOD Limit of Detection
 LOQ Limit of Quantification
 <LOQ Detected
 >ULOL Above upper limit of linearity
 CFU/g Colony Forming Units per 1 gram
 TNTC Too Numerous to Count



Scan the QR code to verify authenticity.

Authorized Signature

Brandon Starr

Brandon Starr, Lab Manager
 Mon, 07 Nov 2022 17:31:16 -0800

PharmLabs San Diego | 3421 Hancock St, Second Floor, San Diego, CA 92110 | 619.356.0898 | ISO/IEC 17025:2017 Certification L17-427-1

*This report shall not be reproduced except in full, without the written approval of the lab. This report is for informational purposes only and should not be used to diagnose, treat or prevent any disease. Results are only for samples and batches indicated. Results are reported on an "as received" basis, unless indicated otherwise. When a Pass/Fail status is reported, that status is intended to be in accordance with federal, state and local laws which are required for the customer to be in compliance. The measurement of uncertainty is not included in the Pass/Fail evaluation unless explicitly required by federal, state or local laws and has been reported on the certificate of analysis. Measurement of uncertainty is available upon request.



PES - Pesticides Screening Analysis

Analyzed Nov 04, 2022 | Instrument LC/MSMS GC/MSMS | Method SOP-003

| Analyte | LOD ug/g | LOQ ug/g | Result ug/g | Limit ug/g | Analyte | LOD ug/g | LOQ ug/g | Result ug/g | Limit ug/g |
|-------------------------|----------|----------|-------------|------------|-----------------------|----------|----------|-------------|------------|
| Aldicarb | 0.0078 | 0.02 | ND | 0.0078 | Carbofuran | 0.01 | 0.02 | ND | 0.01 |
| Dimethoate | 0.01 | 0.02 | ND | 0.01 | Etofenprox | 0.02 | 0.1 | ND | 0.02 |
| Fenoxycarb | 0.01 | 0.02 | ND | 0.01 | Thiachloprid | 0.01 | 0.02 | ND | 0.01 |
| Daminozide | 0.01 | 0.03 | ND | 0.01 | Dichlorvos | 0.02 | 0.07 | ND | 0.02 |
| Imazail | 0.02 | 0.07 | ND | 0.02 | Methiocarb | 0.01 | 0.02 | ND | 0.01 |
| Spiroxamine | 0.01 | 0.02 | ND | 0.01 | Coumaphos | 0.01 | 0.02 | ND | 0.01 |
| Fipronil | 0.01 | 0.1 | ND | 0.01 | Paclbutrazol | 0.01 | 0.03 | ND | 0.01 |
| Chlorpyrifos | 0.01 | 0.04 | ND | 0.01 | Ethoprophos (Prophos) | 0.01 | 0.02 | ND | 0.01 |
| Baygon (Propoxur) | 0.01 | 0.02 | ND | 0.01 | Chlordane | 0.04 | 0.1 | ND | 0.04 |
| Chlorfenapyr | 0.03 | 0.1 | ND | 0.03 | Methyl Parathion | 0.02 | 0.1 | ND | 0.02 |
| Mevinphos | 0.05 | 0.08 | ND | 0.03 | Abamectin | 0.03 | 0.08 | ND | 0.3 |
| Acephate | 0.02 | 0.05 | ND | 5 | Acetamidprid | 0.01 | 0.05 | ND | 5 |
| Azoxystrobin | 0.01 | 0.02 | ND | 40 | Bifenazate | 0.01 | 0.05 | ND | 5 |
| Bifenthrin | 0.02 | 0.35 | ND | 0.5 | Boscalid | 0.01 | 0.03 | ND | 10 |
| Carbaryl | 0.01 | 0.02 | ND | 0.5 | Chlorantraniliprole | 0.01 | 0.04 | ND | 40 |
| Clofentezine | 0.01 | 0.03 | ND | 0.5 | Diazinon | 0.01 | 0.02 | ND | 0.2 |
| Dimethomorph | 0.02 | 0.06 | ND | 20 | Etoxazole | 0.01 | 0.05 | ND | 1.5 |
| Fenpyroximate | 0.02 | 0.1 | ND | 2 | Fonicamid | 0.01 | 0.02 | ND | 2 |
| Fludioxonil | 0.01 | 0.05 | ND | 30 | Hexythiazox | 0.01 | 0.03 | ND | 2 |
| Imidacloprid | 0.01 | 0.05 | ND | 3 | Kresoxim-methyl | 0.01 | 0.03 | ND | 1 |
| Malathion | 0.01 | 0.05 | ND | 5 | Metalaxyl | 0.01 | 0.02 | ND | 15 |
| Methomyl | 0.02 | 0.05 | ND | 0.1 | Myclobutanil | 0.02 | 0.07 | ND | 9 |
| Naled | 0.01 | 0.02 | ND | 0.5 | Oxamyl | 0.01 | 0.02 | ND | 0.2 |
| Permethrin | 0.01 | 0.02 | ND | 20 | Phosmet | 0.01 | 0.02 | ND | 0.2 |
| Piperonyl Butoxide | 0.02 | 0.06 | ND | 8 | Propiconazole | 0.03 | 0.08 | ND | 20 |
| Prallethrin | 0.02 | 0.05 | ND | 0.4 | Pyrethrin | 0.05 | 0.41 | ND | 1 |
| Pyridaben | 0.02 | 0.07 | ND | 3 | Spinosad A | 0.01 | 0.05 | ND | 3 |
| Spinosad D | 0.01 | 0.05 | ND | 3 | Spiromesifen | 0.02 | 0.06 | ND | 12 |
| Spirotetramat | 0.01 | 0.02 | ND | 13 | Tebuconazole | 0.01 | 0.02 | ND | 2 |
| Thiamethoxam | 0.01 | 0.02 | ND | 4.5 | Trifloxystrobin | 0.01 | 0.02 | ND | 30 |
| Acequinocyl | 0.02 | 0.09 | ND | 4 | Captan | 0.01 | 0.02 | ND | 5 |
| Cypermethrin | 0.02 | 0.1 | ND | 1 | Cyfluthrin | 0.04 | 0.1 | ND | 1 |
| Fenhexamid | 0.02 | 0.07 | ND | 10 | Spinetoram J.L | 0.02 | 0.07 | ND | 3 |
| Pentachloronitrobenzene | 0.01 | 0.1 | ND | 0.2 | | | | | |

RES - Residual Solvents Testing Analysis

Analyzed Nov 07, 2022 | Instrument GC/FID with Headspace Analyzer | Method SOP-006

| Analyte | LOD ug/g | LOQ ug/g | Result ug/g | Limit ug/g | Analyte | LOD ug/g | LOQ ug/g | Result ug/g | Limit ug/g |
|----------------------------|----------|----------|-------------|------------|-------------------------------|----------|----------|-------------|------------|
| Propane (Prop) | 0.4 | 40.0 | ND | 5000.0 | Butane (But) | 0.4 | 40.0 | ND | 5000.0 |
| Methanol (Metha) | 0.4 | 40.0 | 83.4 | 3000.0 | Ethylene Oxide (EthOx) | 0.4 | 0.8 | ND | 1.0 |
| Pentane (Pen) | 0.4 | 40.0 | ND | 5000.0 | Ethanol (Ethanol) | 0.4 | 40.0 | ND | 5000.0 |
| Ethyl Ether (EthEt) | 0.4 | 40.0 | ND | 5000.0 | Acetone (Acet) | 0.4 | 40.0 | ND | 5000.0 |
| Isopropanol (2-Pro) | 0.4 | 40.0 | ND | 5000.0 | Acetonitrile (Acetonit) | 0.4 | 40.0 | ND | 410.0 |
| Methylene Chloride (MetCh) | 0.4 | 0.8 | ND | 1.0 | Hexane (Hex) | 0.4 | 40.0 | ND | 290.0 |
| Ethyl Acetate (EthAc) | 0.4 | 40.0 | <LOQ | 5000.0 | Chloroform (Clo) | 0.4 | 0.8 | ND | 1.0 |
| Benzene (Ben) | 0.4 | 0.8 | ND | 1.0 | 1,2-Dichloroethane (1,2-Dich) | 0.4 | 0.8 | ND | 1.0 |
| Heptane (Hep) | 0.4 | 40.0 | ND | 5000.0 | Trichloroethylene (TriClEtH) | 0.4 | 0.8 | ND | 1.0 |
| Toluene (Toluene) | 0.4 | 40.0 | ND | 890.0 | Xylenes (Xyl) | 0.4 | 40.0 | ND | 2170.0 |

FVI - Filth & Foreign Material Inspection Analysis

Analyzed Nov 03, 2022 | Instrument Microscope | Method SOP-010

| Analyte / Limit | Result | Analyte / Limit | Result |
|--|--------|--|--------|
| > 1/4 of the total sample area covered by sand, soil, cinders, or dirt | ND | > 1/4 of the total sample area covered by mold | ND |
| > 1 insect fragment, 1 hair, or 1 count mammalian excreta per 3g | ND | > 1/4 of the total sample area covered by an imbedded foreign material | ND |

MWA - Moisture Content & Water Activity Analysis

Analyzed Nov 03, 2022 | Instrument Chilled-mirror Dewpoint and Capacitance | Method SOP-008

| Analyte | Result | Limit | Analyte | Result | Limit |
|----------------|----------|---------|---------------------|---------------------|---------------------|
| Moisture (Moi) | 9.3 % Mw | 13 % Mw | Water Activity (WA) | 0.62 a _w | 0.85 a _w |

UI Not Identified
 ND Not Detected
 N/A Not Applicable
 NT Not Reported
 LOD Limit of Detection
 LOQ Limit of Quantification
 <LOQ Detected
 >ULOL Above upper limit of linearity
 CFU/g Colony Forming Units per 1 gram
 TNTC Too Numerous to Count



Scan the QR code to verify authenticity.

Authorized Signature

Brandon Starr

Brandon Starr, Lab Manager
 Mon, 07 Nov 2022 17:31:16 -0800

PharmLabs San Diego | 3421 Hancock St, Second Floor, San Diego, CA 92110 | 619.356.0898 | ISO/IEC 17025:2017 Certification L17-427-1

*This report shall not be reproduced except in full, without the written approval of the lab. This report is for informational purposes only and should not be used to diagnose, treat or prevent any disease. Results are only for samples and batches indicated. Results are reported on an "as received" basis, unless indicated otherwise. When a Pass/Fail status is reported, that status is intended to be in accordance with federal, state and local laws which are required for the customer to be in compliance. The measurement of uncertainty is not included in the Pass/Fail evaluation unless explicitly required by federal, state or local laws and has been reported on the certificate of analysis. Measurement of uncertainty is available upon request.

PharmLabs San Diego Certificate of Analysis

3421 Hancock St, Second Floor, San Diego, CA 92110 | License: C8-0000098-LIC
 ISO/IEC 17025:2017 Certification L17-427-1 | Accreditation #85368



Sample **Cosmic Candy - Grape Galaxy**

| | | | |
|-------------------|------------------------|------------------|------------------------------|
| Sample ID | SD221103-007 (54507) | Matrix | Edible (Other Cannabis Good) |
| Tested for | Prophet Premium Blends | Received | Nov 02, 2022 |
| Sampled | - | Reported | Nov 07, 2022 |
| Analyses executed | FP-NI | Unit Mass (g) | 45.156 |
| | | Serving Size (g) | 3.225 |

Laboratory note: unit size = 7 pieces | serving size = 1/2 piece | total servings = 14

CAN+ - Cannabinoids Analysis

Analyzed Nov 07, 2022 | Instrument HPLC-VWD | Method SOP-001
 Measurement Uncertainty at 95% confidence 7.806%

| Analyte | LOD mg/g | LOQ mg/g | Result % | Result mg/g | Result mg/Serving | Result mg/Unit | Sample photography |
|--|----------|----------|-------------|-------------|-------------------|----------------|--------------------|
| Cannabidiol (CBD) | 0.039 | 0.16 | 0.00 | 0.02 | 0.05 | 0.77 | |
| Cannabidiol Acid (CBDA) | 0.001 | 0.16 | ND | ND | ND | ND | |
| Cannabigerol Acid (CBGA) | 0.001 | 0.16 | ND | ND | ND | ND | |
| Cannabigerol (CBG) | 0.001 | 0.16 | 0.01 | 0.08 | 0.27 | 3.75 | |
| Cannabidiol (CBD) | 0.001 | 0.16 | 0.16 | 1.60 | 5.16 | 72.25 | |
| Tetrahydrocannabinol (THCV) | 0.001 | 0.16 | 0.00 | 0.02 | 0.05 | 0.77 | |
| Cannabinol (CBN) | 0.001 | 0.16 | 0.00 | 0.04 | 0.15 | 2.03 | |
| Tetrahydrocannabinol (Δ9-THC) | 0.003 | 0.16 | 0.18 | 1.79 | 5.77 | 80.74 | |
| Δ8-tetrahydrocannabinol (Δ8-THC) | 0.004 | 0.16 | ND | ND | ND | ND | |
| Cannabicyclol (CBL) | 0.002 | 0.16 | ND | ND | ND | ND | |
| Cannabichromene (CBC) | 0.002 | 0.16 | 0.00 | 0.04 | 0.12 | 1.72 | |
| Tetrahydrocannabinolic Acid (THCA) | 0.001 | 0.16 | ND | ND | ND | ND | |
| Total THC (THCa * 0.877 + Δ9THC) | | | 0.18 | 1.79 | 5.77 | 80.74 | |
| Total THC + Δ8THC (THCa * 0.877 + Δ9THC + Δ8THC) | | | 0.18 | 1.79 | 5.77 | 80.74 | |
| Total CBD (CBDA * 0.877 + CBD) | | | 0.16 | 1.60 | 5.16 | 72.25 | |
| Total CBG (CBGA * 0.877 + CBG) | | | 0.01 | 0.08 | 0.27 | 3.75 | |
| Total Cannabinoids | | | 0.36 | 3.59 | 11.57 | 162.02 | |

HME - Heavy Metals Detection Analysis

Analyzed Nov 04, 2022 | Instrument ICP/MSMS | Method SOP-005

| Analyte | LOD ug/g | LOQ ug/g | Result ug/g | Limit ug/g | Analyte | LOD ug/g | LOQ ug/g | Result ug/g | Limit ug/g |
|--------------|----------|----------|-------------|------------|--------------|----------|----------|-------------|------------|
| Arsenic (As) | 0.0002 | 0.0005 | <LOQ | 1.5 | Cadmium (Cd) | 3.0e-05 | 0.0005 | <LOQ | 0.5 |
| Mercury (Hg) | 1.0e-05 | 0.0001 | <LOQ | 3 | Lead (Pb) | 1.0e-05 | 0.00125 | <LOQ | 0.5 |

MIBNIG - Microbial Testing Analysis

Analyzed Nov 07, 2022 | Instrument Plating | Method SOP-007

| Analyte | Result CFU/g | Limit | Analyte | Result CFU/g | Limit |
|--|--------------|---------------|-----------------|--------------|---------------|
| Shiga toxin-producing Escherichia Coli | ND | ND per 1 gram | Salmonella spp. | ND | ND per 1 gram |

MTO - Mycotoxin Testing Analysis

Analyzed Nov 04, 2022 | Instrument LC/MSMS | Method SOP-004

| Analyte | LOD ug/kg | LOQ ug/kg | Result ug/kg (ppb) | Limit ug/kg | Analyte | LOD ug/kg | LOQ ug/kg | Result ug/kg (ppb) | Limit ug/kg |
|--------------|-----------|-----------|--------------------|-------------|------------------|-----------|-----------|--------------------|-------------|
| Ochratoxin A | 5.0 | 20.0 | ND | 20 | Aflatoxin B1 | 2.5 | 5.0 | ND | - |
| Aflatoxin B2 | 2.5 | 5.0 | ND | - | Aflatoxin G1 | 2.5 | 5.0 | ND | - |
| Aflatoxin G2 | 2.5 | 5.0 | ND | - | Total Aflatoxins | 10.0 | 20.0 | ND | 20 |

UI Not Identified
 ND Not Detected
 N/A Not Applicable
 NT Not Reported
 LOD Limit of Detection
 LOQ Limit of Quantification
 <LOQ Detected
 >ULOL Above upper limit of linearity
 CFU/g Colony Forming Units per 1 gram
 TNTC Too Numerous to Count



Scan the QR code to verify authenticity.

Authorized Signature

Brandon Starr

Brandon Starr, Lab Manager
 Mon, 07 Nov 2022 17:35:25 -0800

PharmLabs San Diego | 3421 Hancock St, Second Floor, San Diego, CA 92110 | 619.356.0898 | ISO/IEC 17025:2017 Certification L17-427-1

*This report shall not be reproduced except in full, without the written approval of the lab. This report is for informational purposes only and should not be used to diagnose, treat or prevent any disease. Results are only for samples and batches indicated. Results are reported on an "as received" basis, unless indicated otherwise. When a Pass/Fail status is reported, that status is intended to be in accordance with federal, state and local laws which are required for the customer to be in compliance. The measurement of uncertainty is not included in the Pass/Fail evaluation unless explicitly required by federal, state or local laws and has been reported on the certificate of analysis. Measurement of uncertainty is available upon request.



PES - Pesticides Screening Analysis

Analyzed Nov 04, 2022 | Instrument LC/MSMS GC/MSMS | Method SOP-003

| Analyte | LOD ug/g | LOQ ug/g | Result ug/g | Limit ug/g | Analyte | LOD ug/g | LOQ ug/g | Result ug/g | Limit ug/g |
|-------------------------|----------|----------|-------------|------------|-----------------------|----------|----------|-------------|------------|
| Aldicarb | 0.0078 | 0.02 | ND | 0.0078 | Carbofuran | 0.01 | 0.02 | ND | 0.01 |
| Dimethoate | 0.01 | 0.02 | ND | 0.01 | Etofenprox | 0.02 | 0.1 | ND | 0.02 |
| Fenoxycarb | 0.01 | 0.02 | ND | 0.01 | Thiachloprid | 0.01 | 0.02 | ND | 0.01 |
| Daminozide | 0.01 | 0.03 | ND | 0.01 | Dichlorvos | 0.02 | 0.07 | ND | 0.02 |
| Imazail | 0.02 | 0.07 | ND | 0.02 | Methiocarb | 0.01 | 0.02 | ND | 0.01 |
| Spiroxamine | 0.01 | 0.02 | ND | 0.01 | Coumaphos | 0.01 | 0.02 | ND | 0.01 |
| Fipronil | 0.01 | 0.1 | ND | 0.01 | Paclbutrazol | 0.01 | 0.03 | ND | 0.01 |
| Chlorpyrifos | 0.01 | 0.04 | ND | 0.01 | Ethoprophos (Prophos) | 0.01 | 0.02 | ND | 0.01 |
| Baygon (Propoxur) | 0.01 | 0.02 | ND | 0.01 | Chlordane | 0.04 | 0.1 | ND | 0.04 |
| Chlorfenapyr | 0.03 | 0.1 | ND | 0.03 | Methyl Parathion | 0.02 | 0.1 | ND | 0.02 |
| Mevinphos | 0.05 | 0.08 | ND | 0.03 | Abamectin | 0.03 | 0.08 | ND | 0.3 |
| Acephate | 0.02 | 0.05 | ND | 5 | Acetamidprid | 0.01 | 0.05 | ND | 5 |
| Azoxystrobin | 0.01 | 0.02 | ND | 40 | Bifenazate | 0.01 | 0.05 | ND | 5 |
| Bifenthrin | 0.02 | 0.35 | ND | 0.5 | Boscalid | 0.01 | 0.03 | ND | 10 |
| Carbaryl | 0.01 | 0.02 | ND | 0.5 | Chlorantraniliprole | 0.01 | 0.04 | ND | 40 |
| Clofentezine | 0.01 | 0.03 | ND | 0.5 | Diazinon | 0.01 | 0.02 | ND | 0.2 |
| Dimethomorph | 0.02 | 0.06 | ND | 20 | Etoxazole | 0.01 | 0.05 | ND | 1.5 |
| Fenpyroximate | 0.02 | 0.1 | ND | 2 | Fonicamid | 0.01 | 0.02 | ND | 2 |
| Fludioxonil | 0.01 | 0.05 | ND | 30 | Hexythiazox | 0.01 | 0.03 | ND | 2 |
| Imidacloprid | 0.01 | 0.05 | ND | 3 | Kresoxim-methyl | 0.01 | 0.03 | ND | 1 |
| Malathion | 0.01 | 0.05 | ND | 5 | Metalaxyl | 0.01 | 0.02 | ND | 15 |
| Methomyl | 0.02 | 0.05 | ND | 0.1 | Myclobutanil | 0.02 | 0.07 | ND | 9 |
| Naled | 0.01 | 0.02 | ND | 0.5 | Oxamyl | 0.01 | 0.02 | ND | 0.2 |
| Permethrin | 0.01 | 0.02 | ND | 20 | Phosmet | 0.01 | 0.02 | ND | 0.2 |
| Piperonyl Butoxide | 0.02 | 0.06 | ND | 8 | Propiconazole | 0.03 | 0.08 | ND | 20 |
| Prallethrin | 0.02 | 0.05 | ND | 0.4 | Pyrethrin | 0.05 | 0.41 | ND | 1 |
| Pyridaben | 0.02 | 0.07 | ND | 3 | Spinosad A | 0.01 | 0.05 | ND | 3 |
| Spinosad D | 0.01 | 0.05 | ND | 3 | Spiromesifen | 0.02 | 0.06 | ND | 12 |
| Spirotetramat | 0.01 | 0.02 | ND | 13 | Tebuconazole | 0.01 | 0.02 | ND | 2 |
| Thiamethoxam | 0.01 | 0.02 | ND | 4.5 | Trifloxystrobin | 0.01 | 0.02 | ND | 30 |
| Acequinocyl | 0.02 | 0.09 | ND | 4 | Captan | 0.01 | 0.02 | ND | 5 |
| Cypermethrin | 0.02 | 0.1 | ND | 1 | Cyfluthrin | 0.04 | 0.1 | ND | 1 |
| Fenhexamid | 0.02 | 0.07 | ND | 10 | Spinetoram J.L | 0.02 | 0.07 | ND | 3 |
| Pentachloronitrobenzene | 0.01 | 0.1 | ND | 0.2 | | | | | |

RES - Residual Solvents Testing Analysis

Analyzed Nov 07, 2022 | Instrument GC/FID with Headspace Analyzer | Method SOP-006

| Analyte | LOD ug/g | LOQ ug/g | Result ug/g | Limit ug/g | Analyte | LOD ug/g | LOQ ug/g | Result ug/g | Limit ug/g |
|----------------------------|----------|----------|-------------|------------|-------------------------------|----------|----------|-------------|------------|
| Propane (Prop) | 0.4 | 40.0 | ND | 5000.0 | Butane (But) | 0.4 | 40.0 | ND | 5000.0 |
| Methanol (Metha) | 0.4 | 40.0 | 87.4 | 3000.0 | Ethylene Oxide (EthOx) | 0.4 | 0.8 | ND | 1.0 |
| Pentane (Pen) | 0.4 | 40.0 | ND | 5000.0 | Ethanol (Ethanol) | 0.4 | 40.0 | ND | 5000.0 |
| Ethyl Ether (EthEt) | 0.4 | 40.0 | ND | 5000.0 | Acetone (Acet) | 0.4 | 40.0 | ND | 5000.0 |
| Isopropanol (2-Pro) | 0.4 | 40.0 | ND | 5000.0 | Acetonitrile (Acetonit) | 0.4 | 40.0 | ND | 410.0 |
| Methylene Chloride (MetCh) | 0.4 | 0.8 | ND | 1.0 | Hexane (Hex) | 0.4 | 40.0 | ND | 290.0 |
| Ethyl Acetate (EthAc) | 0.4 | 40.0 | ND | 5000.0 | Chloroform (Clo) | 0.4 | 0.8 | ND | 1.0 |
| Benzene (Ben) | 0.4 | 0.8 | ND | 1.0 | 1,2-Dichloroethane (1,2-Dich) | 0.4 | 0.8 | ND | 1.0 |
| Heptane (Hep) | 0.4 | 40.0 | ND | 5000.0 | Trichloroethylene (TriClEtH) | 0.4 | 0.8 | ND | 1.0 |
| Toluene (Toluene) | 0.4 | 40.0 | ND | 890.0 | Xylenes (Xyl) | 0.4 | 40.0 | ND | 2170.0 |

FVI - Filth & Foreign Material Inspection Analysis

Analyzed Nov 03, 2022 | Instrument Microscope | Method SOP-010


| Analyte / Limit | Result | Analyte / Limit | Result |
|--|--------|--|--------|
| > 1/4 of the total sample area covered by sand, soil, cinders, or dirt | ND | > 1/4 of the total sample area covered by mold | ND |
| > 1 insect fragment, 1 hair, or 1 count mammalian excreta per 3g | ND | > 1/4 of the total sample area covered by an imbedded foreign material | ND |

MWA - Moisture Content & Water Activity Analysis

Analyzed Nov 03, 2022 | Instrument Chilled-mirror Dewpoint and Capacitance | Method SOP-008

| Analyte | Result | Limit | Analyte | Result | Limit |
|----------------|----------|---------|---------------------|---------------------|---------------------|
| Moisture (Moi) | 9.6 % Mw | 13 % Mw | Water Activity (WA) | 0.64 a _w | 0.85 a _w |

UI Not Identified
 ND Not Detected
 N/A Not Applicable
 NT Not Reported
 LOD Limit of Detection
 LOQ Limit of Quantification
 <LOQ Detected
 >ULOL Above upper limit of linearity
 CFU/g Colony Forming Units per 1 gram
 TNTC Too Numerous to Count



Scan the QR code to verify authenticity.

Authorized Signature

Brandon Starr

Brandon Starr, Lab Manager
 Mon, 07 Nov 2022 17:35:25 -0800

PharmLabs San Diego | 3421 Hancock St, Second Floor, San Diego, CA 92110 | 619.356.0898 | ISO/IEC 17025:2017 Certification L17-427-1

*This report shall not be reproduced except in full, without the written approval of the lab. This report is for informational purposes only and should not be used to diagnose, treat or prevent any disease. Results are only for samples and batches indicated. Results are reported on an "as received" basis, unless indicated otherwise. When a Pass/Fail status is reported, that status is intended to be in accordance with federal, state and local laws which are required for the customer to be in compliance. The measurement of uncertainty is not included in the Pass/Fail evaluation unless explicitly required by federal, state or local laws and has been reported on the certificate of analysis. Measurement of uncertainty is available upon request.

PharmLabs San Diego Certificate of Analysis

3421 Hancock St, Second Floor, San Diego, CA 92110 | License: C8-0000098-LIC
 ISO/IEC 17025:2017 Certification L17-427-1 | Accreditation #85368



Sample **Cosmic Candy - Blue Raspberry**

| | | | |
|-------------------|------------------------|------------------|------------------------------|
| Sample ID | SD221103-006 (54506) | Matrix | Edible (Other Cannabis Good) |
| Tested for | Prophet Premium Blends | Received | Nov 02, 2022 |
| Sampled | - | Reported | Nov 07, 2022 |
| Analyses executed | FP-NI | Unit Mass (g) | 41.137 |
| | | Serving Size (g) | 2.939 |

Laboratory note: unit size = 7 pieces | serving size = 1/2 piece | total servings = 14

CAN+ - Cannabinoids Analysis

Analyzed Nov 07, 2022 | Instrument HPLC-VWD | Method SOP-001
 Measurement Uncertainty at 95% confidence 7.806%

| Analyte | LOD mg/g | LOQ mg/g | Result % | Result mg/g | Result mg/Serving | Result mg/Unit |
|--|----------|----------|-------------|-------------|-------------------|----------------|
| Cannabidiol (CBD) | 0.039 | 0.16 | 0.00 | 0.01 | 0.04 | 0.49 |
| Cannabidiolic Acid (CBDA) | 0.001 | 0.16 | ND | ND | ND | ND |
| Cannabigerol Acid (CBGA) | 0.001 | 0.16 | ND | ND | ND | ND |
| Cannabigerol (CBG) | 0.001 | 0.16 | 0.01 | 0.06 | 0.17 | 2.39 |
| Cannabidiol (CBD) | 0.001 | 0.16 | 0.18 | 1.79 | 5.26 | 73.68 |
| Tetrahydrocannabinol (THCV) | 0.001 | 0.16 | 0.00 | 0.01 | 0.04 | 0.58 |
| Cannabinol (CBN) | 0.001 | 0.16 | 0.00 | 0.04 | 0.11 | 1.52 |
| Tetrahydrocannabinol (Δ9-THC) | 0.003 | 0.16 | 0.17 | 1.73 | 5.09 | 71.29 |
| Δ8-tetrahydrocannabinol (Δ8-THC) | 0.004 | 0.16 | ND | ND | ND | ND |
| Cannabicyclol (CBL) | 0.002 | 0.16 | ND | ND | ND | ND |
| Cannabichromene (CBC) | 0.002 | 0.16 | 0.01 | 0.08 | 0.23 | 3.17 |
| Tetrahydrocannabinolic Acid (THCA) | 0.001 | 0.16 | ND | ND | ND | ND |
| Total THC (THCa * 0.877 + Δ9THC) | | | 0.17 | 1.73 | 5.09 | 71.29 |
| Total THC + Δ8THC (THCa * 0.877 + Δ9THC + Δ8THC) | | | 0.17 | 1.73 | 5.09 | 71.29 |
| Total CBD (CBDA * 0.877 + CBD) | | | 0.18 | 1.79 | 5.26 | 73.68 |
| Total CBG (CBGA * 0.877 + CBG) | | | 0.01 | 0.06 | 0.17 | 2.39 |
| Total Cannabinoids | | | 0.37 | 3.72 | 10.94 | 153.11 |



HME - Heavy Metals Detection Analysis

Analyzed Nov 04, 2022 | Instrument ICP/MSMS | Method SOP-005

| Analyte | LOD ug/g | LOQ ug/g | Result ug/g | Limit ug/g | Analyte | LOD ug/g | LOQ ug/g | Result ug/g | Limit ug/g |
|--------------|----------|----------|-------------|------------|--------------|----------|----------|-------------|------------|
| Arsenic (As) | 0.0002 | 0.0005 | ND | 1.5 | Cadmium (Cd) | 3.0e-05 | 0.0005 | <LOQ | 0.5 |
| Mercury (Hg) | 1.0e-05 | 0.0001 | <LOQ | 3 | Lead (Pb) | 1.0e-05 | 0.00125 | ND | 0.5 |

MIBNIG - Microbial Testing Analysis

Analyzed Nov 07, 2022 | Instrument Plating | Method SOP-007


| Analyte | Result CFU/g | Limit | Analyte | Result CFU/g | Limit |
|--|--------------|---------------|-----------------|--------------|---------------|
| Shiga toxin-producing Escherichia Coli | ND | ND per 1 gram | Salmonella spp. | ND | ND per 1 gram |

MTO - Mycotoxin Testing Analysis

Analyzed Nov 04, 2022 | Instrument LC/MSMS | Method SOP-004

| Analyte | LOD ug/kg | LOQ ug/kg | Result ug/kg (ppb) | Limit ug/kg | Analyte | LOD ug/kg | LOQ ug/kg | Result ug/kg (ppb) | Limit ug/kg |
|--------------|-----------|-----------|--------------------|-------------|------------------|-----------|-----------|--------------------|-------------|
| Ochratoxin A | 5.0 | 20.0 | ND | 20 | Aflatoxin B1 | 2.5 | 5.0 | ND | - |
| Aflatoxin B2 | 2.5 | 5.0 | ND | - | Aflatoxin G1 | 2.5 | 5.0 | ND | - |
| Aflatoxin G2 | 2.5 | 5.0 | ND | - | Total Aflatoxins | 10.0 | 20.0 | ND | 20 |

UI Not Identified
 ND Not Detected
 N/A Not Applicable
 NT Not Reported
 LOD Limit of Detection
 LOQ Limit of Quantification
 <LOQ Detected
 >ULOL Above upper limit of linearity
 CFU/g Colony Forming Units per 1 gram
 TNTC Too Numerous to Count



Scan the QR code to verify authenticity.

Authorized Signature

Brandon Starr

Brandon Starr, Lab Manager
 Mon, 07 Nov 2022 17:33:57 -0800

PharmLabs San Diego | 3421 Hancock St, Second Floor, San Diego, CA 92110 | 619.356.0898 | ISO/IEC 17025:2017 Certification L17-427-1

*This report shall not be reproduced except in full, without the written approval of the lab. This report is for informational purposes only and should not be used to diagnose, treat or prevent any disease. Results are only for samples and batches indicated. Results are reported on an "as received" basis, unless indicated otherwise. When a Pass/Fail status is reported, that status is intended to be in accordance with federal, state and local laws which are required for the customer to be in compliance. The measurement of uncertainty is not included in the Pass/Fail evaluation unless explicitly required by federal, state or local laws and has been reported on the certificate of analysis. Measurement of uncertainty is available upon request.



PES - Pesticides Screening Analysis

Analyzed Nov 04, 2022 | Instrument LC/MSMS GC/MSMS | Method SOP-003

| Analyte | LOD ug/g | LOQ ug/g | Result ug/g | Limit ug/g | Analyte | LOD ug/g | LOQ ug/g | Result ug/g | Limit ug/g |
|-------------------------|----------|----------|-------------|------------|-----------------------|----------|----------|-------------|------------|
| Aldicarb | 0.0078 | 0.02 | ND | 0.0078 | Carbofuran | 0.01 | 0.02 | ND | 0.01 |
| Dimethoate | 0.01 | 0.02 | ND | 0.01 | Etofenprox | 0.02 | 0.1 | ND | 0.02 |
| Fenoxycarb | 0.01 | 0.02 | ND | 0.01 | Thiachloprid | 0.01 | 0.02 | ND | 0.01 |
| Daminozide | 0.01 | 0.03 | ND | 0.01 | Dichlorvos | 0.02 | 0.07 | ND | 0.02 |
| Imazail | 0.02 | 0.07 | ND | 0.02 | Methiocarb | 0.01 | 0.02 | ND | 0.01 |
| Spiroxamine | 0.01 | 0.02 | ND | 0.01 | Coumaphos | 0.01 | 0.02 | ND | 0.01 |
| Fipronil | 0.01 | 0.1 | ND | 0.01 | Paclbutrazol | 0.01 | 0.03 | ND | 0.01 |
| Chlorpyrifos | 0.01 | 0.04 | ND | 0.01 | Ethoprophos (Prophos) | 0.01 | 0.02 | ND | 0.01 |
| Baygon (Propoxur) | 0.01 | 0.02 | ND | 0.01 | Chlordane | 0.04 | 0.1 | ND | 0.04 |
| Chlorfenapyr | 0.03 | 0.1 | ND | 0.03 | Methyl Parathion | 0.02 | 0.1 | ND | 0.02 |
| Mevinphos | 0.05 | 0.08 | ND | 0.03 | Abamectin | 0.03 | 0.08 | ND | 0.3 |
| Acephate | 0.02 | 0.05 | ND | 5 | Acetamidprid | 0.01 | 0.05 | ND | 5 |
| Azoxystrobin | 0.01 | 0.02 | ND | 40 | Bifenazate | 0.01 | 0.05 | ND | 5 |
| Bifenthrin | 0.02 | 0.35 | ND | 0.5 | Boscalid | 0.01 | 0.03 | ND | 10 |
| Carbaryl | 0.01 | 0.02 | ND | 0.5 | Chlorantraniliprole | 0.01 | 0.04 | ND | 40 |
| Clofentezine | 0.01 | 0.03 | ND | 0.5 | Diazinon | 0.01 | 0.02 | ND | 0.2 |
| Dimethomorph | 0.02 | 0.06 | ND | 20 | Etoxazole | 0.01 | 0.05 | ND | 1.5 |
| Fenpyroximate | 0.02 | 0.1 | ND | 2 | Fonicamid | 0.01 | 0.02 | ND | 2 |
| Fludioxonil | 0.01 | 0.05 | ND | 30 | Hexythiazox | 0.01 | 0.03 | ND | 2 |
| Imidacloprid | 0.01 | 0.05 | ND | 3 | Kresoxim-methyl | 0.01 | 0.03 | ND | 1 |
| Malathion | 0.01 | 0.05 | ND | 5 | Metalaxyl | 0.01 | 0.02 | ND | 15 |
| Methomyl | 0.02 | 0.05 | ND | 0.1 | Myclobutanil | 0.02 | 0.07 | ND | 9 |
| Naled | 0.01 | 0.02 | ND | 0.5 | Oxamyl | 0.01 | 0.02 | ND | 0.2 |
| Permethrin | 0.01 | 0.02 | ND | 20 | Phosmet | 0.01 | 0.02 | ND | 0.2 |
| Piperonyl Butoxide | 0.02 | 0.06 | ND | 8 | Propiconazole | 0.03 | 0.08 | ND | 20 |
| Prallethrin | 0.02 | 0.05 | ND | 0.4 | Pyrethrin | 0.05 | 0.41 | ND | 1 |
| Pyridaben | 0.02 | 0.07 | ND | 3 | Spinosad A | 0.01 | 0.05 | ND | 3 |
| Spinosad D | 0.01 | 0.05 | ND | 3 | Spiromesifen | 0.02 | 0.06 | ND | 12 |
| Spirotetramat | 0.01 | 0.02 | ND | 13 | Tebuconazole | 0.01 | 0.02 | ND | 2 |
| Thiamethoxam | 0.01 | 0.02 | ND | 4.5 | Trifloxystrobin | 0.01 | 0.02 | ND | 30 |
| Acequinocyl | 0.02 | 0.09 | ND | 4 | Captan | 0.01 | 0.02 | ND | 5 |
| Cypermethrin | 0.02 | 0.1 | ND | 1 | Cyfluthrin | 0.04 | 0.1 | ND | 1 |
| Fenhexamid | 0.02 | 0.07 | ND | 10 | Spinetoram J.L | 0.02 | 0.07 | ND | 3 |
| Pentachloronitrobenzene | 0.01 | 0.1 | ND | 0.2 | | | | | |

RES - Residual Solvents Testing Analysis

Analyzed Nov 07, 2022 | Instrument GC/FID with Headspace Analyzer | Method SOP-006

| Analyte | LOD ug/g | LOQ ug/g | Result ug/g | Limit ug/g | Analyte | LOD ug/g | LOQ ug/g | Result ug/g | Limit ug/g |
|----------------------------|----------|----------|-------------|------------|-------------------------------|----------|----------|-------------|------------|
| Propane (Prop) | 0.4 | 40.0 | ND | 5000.0 | Butane (But) | 0.4 | 40.0 | ND | 5000.0 |
| Methanol (Metha) | 0.4 | 40.0 | 144.6 | 3000.0 | Ethylene Oxide (EthOx) | 0.4 | 0.8 | ND | 1.0 |
| Pentane (Pen) | 0.4 | 40.0 | ND | 5000.0 | Ethanol (Ethanol) | 0.4 | 40.0 | ND | 5000.0 |
| Ethyl Ether (EthEt) | 0.4 | 40.0 | ND | 5000.0 | Acetone (Acet) | 0.4 | 40.0 | ND | 5000.0 |
| Isopropanol (2-Pro) | 0.4 | 40.0 | ND | 5000.0 | Acetonitrile (Acetonit) | 0.4 | 40.0 | ND | 410.0 |
| Methylene Chloride (MetCh) | 0.4 | 0.8 | ND | 1.0 | Hexane (Hex) | 0.4 | 40.0 | ND | 290.0 |
| Ethyl Acetate (EthAc) | 0.4 | 40.0 | <LOQ | 5000.0 | Chloroform (Clo) | 0.4 | 0.8 | ND | 1.0 |
| Benzene (Ben) | 0.4 | 0.8 | ND | 1.0 | 1,2-Dichloroethane (1,2-Dich) | 0.4 | 0.8 | ND | 1.0 |
| Heptane (Hep) | 0.4 | 40.0 | ND | 5000.0 | Trichloroethylene (TriClEtH) | 0.4 | 0.8 | ND | 1.0 |
| Toluene (Toluene) | 0.4 | 40.0 | ND | 890.0 | Xylenes (Xyl) | 0.4 | 40.0 | ND | 2170.0 |

FVI - Filth & Foreign Material Inspection Analysis

Analyzed Nov 03, 2022 | Instrument Microscope | Method SOP-010


| Analyte / Limit | Result | Analyte / Limit | Result |
|--|--------|--|--------|
| > 1/4 of the total sample area covered by sand, soil, cinders, or dirt | ND | > 1/4 of the total sample area covered by mold | ND |
| > 1 insect fragment, 1 hair, or 1 count mammalian excreta per 3g | ND | > 1/4 of the total sample area covered by an imbedded foreign material | ND |

MWA - Moisture Content & Water Activity Analysis

Analyzed Nov 03, 2022 | Instrument Chilled-mirror Dewpoint and Capacitance | Method SOP-008

| Analyte | Result | Limit | Analyte | Result | Limit |
|----------------|----------|---------|---------------------|---------------------|---------------------|
| Moisture (Moi) | 9.9 % Mw | 13 % Mw | Water Activity (WA) | 0.65 a _w | 0.85 a _w |

UI Not Identified
 ND Not Detected
 N/A Not Applicable
 NT Not Reported
 LOD Limit of Detection
 LOQ Limit of Quantification
 <LOQ Detected
 >ULOL Above upper limit of linearity
 CFU/g Colony Forming Units per 1 gram
 TNTC Too Numerous to Count



Scan the QR code to verify authenticity.

Authorized Signature

Brandon Starr

Brandon Starr, Lab Manager
 Mon, 07 Nov 2022 17:33:57 -0800

PharmLabs San Diego | 3421 Hancock St, Second Floor, San Diego, CA 92110 | 619.356.0898 | ISO/IEC 17025:2017 Certification L17-427-1

*This report shall not be reproduced except in full, without the written approval of the lab. This report is for informational purposes only and should not be used to diagnose, treat or prevent any disease. Results are only for samples and batches indicated. Results are reported on an "as received" basis, unless indicated otherwise. When a Pass/Fail status is reported, that status is intended to be in accordance with federal, state and local laws which are required for the customer to be in compliance. The measurement of uncertainty is not included in the Pass/Fail evaluation unless explicitly required by federal, state or local laws and has been reported on the certificate of analysis. Measurement of uncertainty is available upon request.