

PharmLabs San Diego Certificate of Analysis

3421 Hancock St, Second Floor, San Diego, CA 92110 | License: C8-0000098-LIC
ISO/IEC 17025:2017 Acc. L17-427-1 #85368



Sample Torch: Grapefruit Durban - Sativa

Sample ID	SD231220-055 (88816)	Matrix	Concentrate (Inhalable Cannabis Good)
Tested for	Wherezhemp, LLC		
Sampled	-	Received	Dec 20, 2023
Analyses executed	CANX, QARUSH	Reported	Dec 20, 2023
		Unit Mass (g)	5.0

Laboratory note: The estimated concentration of the unknown peak in this sample is 0.67%. Currently, PharmLabs laboratory can not confirm the unidentified peak in your chromatogram due to an interference (only with concentrated d8 products) from which we believe to be an isomer of 88-THC or d9-THC. The UI peak totals will not be included in the cannabinoid totals at the bottom of the potency section.

CANX - Cannabinoids Analysis

Analyzed Dec 20, 2023 | Instrument HPLC-VWD | Method SOP-001
The expanded Uncertainty of the Cannabinoid analysis is approximately 7.806% at the 95% Confidence Level

Analyte	LOD mg/g	LOQ mg/g	Result %	Result mg/g	Result mg/Unit	Sample photography
11-Hydroxy-Δ8-Tetrahydrocannabinavarin (11-Hyd-Δ8-THCV)	0.013	0.041	ND	ND	ND	
Cannabidiolcin (CBDO)	0.002	0.007	ND	ND	ND	
Abnormal Cannabidiolcin (a-CBDO)	0.01	0.031	ND	ND	ND	
(±)-9B-hydroxy-Hexahydrocannabinol (9b-HHC)	0.012	0.036	ND	ND	ND	
11-Hydroxy-Δ8-Tetrahydrocannabinol (11-Hyd-Δ8-THC)	0.007	0.021	ND	ND	ND	
Cannabidiolic Acid (CBDA)	0.001	0.16	ND	ND	ND	
Cannabigerol Acid (CBGA)	0.001	0.16	ND	ND	ND	
Cannabigerol (CBG)	0.001	0.16	0.25	2.48	12.40	
Cannabidiol (CBD)	0.001	0.16	ND	ND	ND	
1(S)-THD (s-THD)	0.013	0.041	ND	ND	ND	
1(R)-THD (r-THD)	0.025	0.075	ND	ND	ND	
Tetrahydrocannabinavarin (THCV)	0.001	0.16	ND	ND	ND	
Δ8-tetrahydrocannabinavarin (Δ8-THCV)	0.021	0.064	ND	ND	ND	
Cannabidihexol (CBDH)	0.005	0.16	ND	ND	ND	
Tetrahydrocannabinutol (Δ9-THCB)	0.013	0.038	ND	ND	ND	
Cannabinol (CBN)	0.001	0.16	1.89	18.91	94.55	
Cannabidiaphorol (CBDP)	0.015	0.047	ND	ND	ND	
exo-THC (exo-THC)	0.005	0.16	ND	ND	ND	
Tetrahydrocannabinol (Δ9-THC)	0.003	0.16	UI	UI	UI	
Δ8-tetrahydrocannabinol (Δ8-THC)	0.004	0.16	38.26	382.60	1913.00	
(6aR,9S)-Δ10-Tetrahydrocannabinol ((6aR,9S)-Δ10)	0.015	0.16	ND	ND	ND	
Hexahydrocannabinol (S Isomer) (9s-HHC)	0.017	0.16	1.89	18.89	94.45	
(6aR,9R)-Δ10-Tetrahydrocannabinol ((6aR,9R)-Δ10)	0.007	0.16	ND	ND	ND	
Hexahydrocannabinol (R Isomer) (9r-HHC)	0.016	0.16	4.60	45.97	229.85	
Tetrahydrocannabinolic Acid (THCA)	0.001	0.16	12.37	123.70	618.50	
Δ9-Tetrahydrocannabinohexol (Δ9-THCH)	0.024	0.071	ND	ND	ND	
Cannabinol Acetate (CBNO)	0.014	0.043	ND	ND	ND	
Δ9-Tetrahydrocannabinophorol (Δ9-THCP)	0.017	0.16	6.08	60.75	303.75	
Δ8-Tetrahydrocannabinophorol (Δ8-THCP)	0.041	0.16	ND	ND	ND	
Cannabicitran (CBT)	0.005	0.16	ND	ND	ND	
Δ8-THC-O-acetate (Δ8-THCO)	0.076	0.16	ND	ND	ND	
9(S)-HHCP (s-HHCP)	0.031	0.094	ND	ND	ND	
Δ9-THC-O-acetate (Δ9-THCO)	0.066	0.16	ND	ND	ND	
9(R)-HHCP (r-HHCP)	0.026	0.079	6.29	62.90	314.50	
9(S)-HHC-O-acetate (s-HHCO)	0.005	0.16	ND	ND	ND	
9(R)-HHC-O-acetate (r-HHCO)	0.008	0.025	ND	ND	ND	
3-octyl-Δ8-Tetrahydrocannabinol (Δ8-THC-C8)	0.067	0.204	ND	ND	ND	
Δ9-THC methyl ether (Δ9-MeO-THC)			ND	ND	ND	
Total THC (THCa * 0.877 + Δ9THC)			10.85	108.48	542.42	
Total THC + Δ8THC + Δ10THC (THCa * 0.877 + Δ9THC + Δ8THC + Δ10THC)			49.11	491.08	2455.42	
Total CBD (CBDA * 0.877 + CBD)			ND	ND	ND	
Total CBG (CBGa * 0.877 + CBG)			0.25	2.48	12.40	
Total HHC (9r-HHC + 9s-HHC)			6.49	64.86	324.30	
Total Cannabinoids			70.10	700.98	3504.92	

UI Unidentified
ND Not Detected
N/A Not Applicable
NT Not Reported
LOD Limit of Detection
<LOQ Detected
>ULOL Above upper limit of linearity
CFU/g Colony Forming Units per 1 gram
TNTC Too Numerous to Count



Scan the QR code to verify authenticity.

Authorized Signature

Brandon Starr

Brandon Starr, Lab Manager
Wed, 20 Dec 2023 17:55:30 -0800

PharmLabs San Diego | 3421 Hancock St, Second Floor, San Diego, CA 92110 | 619.356.0898 | ISO/IEC 17025:2017 Acc. L17-427-1



*This report shall not be reproduced except in full, without the written approval of the lab. This report is for informational purposes only and should not be used to diagnose, treat or prevent any disease. Results are only for samples and batches indicated. Results are reported on an "as received" basis, unless indicated otherwise. When a Pass/Fail status is reported, that status is intended to be in accordance with federal, state and local laws which are required for the customer to be in compliance. The measurement of uncertainty is not included in the Pass/Fail evaluation unless explicitly required by federal, state or local laws and has been reported on the certificate of analysis. Measurement of uncertainty is available upon request.

PharmLabs San Diego Certificate of Analysis

3421 Hancock St, Second Floor, San Diego, CA 92110 | License: C8-0000098-LIC
ISO/IEC 17025:2017 Acc. L17-427-1 #85368



Sample Torch: Forbidden Romulan - Indica

Sample ID	SD231220-059 (88820)	Matrix	Concentrate (Inhalable Cannabis Good)
Tested for	Wherezhemp, LLC		
Sampled	-	Received	Dec 20, 2023
		Reported	Dec 21, 2023
Analyses executed	CANX, QARUSH	Unit Mass (g)	5.0

Laboratory note: The estimated concentration of the unknown peak in this sample is 0.80%. Currently, PharmLabs laboratory can not confirm the unidentified peak in your chromatogram due to an interference (only with concentrated d8 products) from which we believe to be an isomer of 8b-THC or d9-THC. The UI peak totals will not be included in the cannabinoid totals at the bottom of the potency section.


CANX - Cannabinoids Analysis

Analyzed Dec 21, 2023 | Instrument HPLC-VWD | Method SOP-001

The expanded Uncertainty of the Cannabinoid analysis is approximately $\pm 7.806\%$ at the 95% Confidence Level

Analyte	LOD mg/g	LOQ mg/g	Result %	Result mg/g	Result mg/Unit	Sample photography
11-Hydroxy- Δ^8 -Tetrahydrocannabivarin (11-Hyd- Δ^8 -THCV)	0.013	0.041	ND	ND	ND	
Cannabidiol (CBD)	0.002	0.007	ND	ND	ND	
Abnormal Cannabidiol (a-CBD)	0.01	0.031	ND	ND	ND	
(\pm)-9b-hydroxy-Hexahydrocannabinol (9b-HHC)	0.012	0.036	ND	ND	ND	
11-Hydroxy- Δ^8 -Tetrahydrocannabinol (11-Hyd- Δ^8 -THC)	0.007	0.021	ND	ND	ND	
Cannabidiolic Acid (CBDA)	0.001	0.16	ND	ND	ND	
Cannabigerol Acid (CBGA)	0.001	0.16	1.14	11.38	56.90	
Cannabigerol (CBG)	0.001	0.16	0.25	2.54	12.70	
Cannabidiol (CBD)	0.001	0.16	ND	ND	ND	
1(S)-THD (s-THD)	0.013	0.041	ND	ND	ND	
1(R)-THD (r-THD)	0.025	0.075	ND	ND	ND	
Tetrahydrocannabivarin (THCV)	0.001	0.16	ND	ND	ND	
Δ^8 -tetrahydrocannabivarin (Δ^8 -THCV)	0.021	0.064	ND	ND	ND	
Cannabidihexol (CBDH)	0.005	0.16	ND	ND	ND	
Tetrahydrocannabinol (Δ^9 -THCB)	0.013	0.038	ND	ND	ND	
Cannabinol (CBN)	0.001	0.16	1.83	18.32	91.60	
Cannabidiaphorol (CBDP)	0.015	0.047	ND	ND	ND	
exo-THC (exo-THC)	0.005	0.16	ND	ND	ND	
Tetrahydrocannabinol (Δ^9 -THC)	0.003	0.16	UI	UI	UI	
Δ^8 -tetrahydrocannabinol (Δ^8 -THC)	0.004	0.16	38.01	380.09	1900.45	
(6aR,9S)- Δ^{10} -Tetrahydrocannabinol ((6aR,9S)- Δ^{10})	0.015	0.16	ND	ND	ND	
Hexahydrocannabinol (S Isomer) (9s-HHC)	0.017	0.16	1.77	17.73	88.65	
(6aR,9R)- Δ^{10} -Tetrahydrocannabinol ((6aR,9R)- Δ^{10})	0.007	0.16	ND	ND	ND	
Hexahydrocannabinol (R Isomer) (9r-HHC)	0.016	0.16	4.49	44.86	224.30	
Tetrahydrocannabinolic Acid (THCA)	0.001	0.16	11.89	118.90	594.50	
Δ^9 -Tetrahydrocannabinol (Δ^9 -THCH)	0.024	0.071	ND	ND	ND	
Cannabinol Acetate (CBNO)	0.014	0.043	ND	ND	ND	
Δ^9 -Tetrahydrocannabinophorol (Δ^9 -THCP)	0.017	0.16	6.06	60.59	302.95	
Δ^8 -Tetrahydrocannabinophorol (Δ^8 -THCP)	0.041	0.16	ND	ND	ND	
Cannabicitran (CBT)	0.005	0.16	ND	ND	ND	
Δ^8 -THC-O-acetate (Δ^8 -THCO)	0.076	0.16	ND	ND	ND	
9(S)-HHCP (s-HHCP)	0.031	0.094	ND	ND	ND	
Δ^9 -THC-O-acetate (Δ^9 -THCO)	0.066	0.16	ND	ND	ND	
9(R)-HHCP (r-HHCP)	0.026	0.079	6.42	64.21	321.05	
9(S)-HHC-O-acetate (s-HHCO)	0.005	0.16	ND	ND	ND	
9(R)-HHC-O-acetate (r-HHCO)	0.008	0.025	ND	ND	ND	
3-octyl- Δ^8 -Tetrahydrocannabinol (Δ^8 -THC-C8)	0.067	0.204	ND	ND	ND	
Total THC (THCa + 0.877 + Δ^9 THC)			10.43	104.28	521.38	
Total THC + Δ^8 THC + Δ^{10} THC (THCa + 0.877 + Δ^9 THC + Δ^8 THC + Δ^{10} THC)			48.44	484.37	2421.83	
Total CBD (CBDA + 0.877 + CBD)			ND	ND	ND	
Total CBG (CBGa + 0.877 + CBG)			1.25	12.52	62.60	
Total HHC (9r-HHC + 9s-HHC)			6.26	62.59	312.95	
Total Cannabinoids			70.26	702.60	3512.98	

UI Unidentified
ND Not Detected
N/A Not Applicable
NT Not Reported
LOD Limit of Detection
<LOQ Detected
>ULOL Above upper limit of linearity
CFU/g Colony Forming Units per 1 gram
TNTC Too Numerous to Count



Scan the QR code to verify authenticity.

Authorized Signature

Brandon Starr

Brandon Starr, Lab Manager
Thu, 21 Dec 2023 06:09:38 -0800

PharmLabs San Diego | 3421 Hancock St, Second Floor, San Diego, CA 92110 | 619.356.0898 | ISO/IEC 17025:2017 Acc. L17-427-1



*This report shall not be reproduced except in full, without the written approval of the lab. This report is for informational purposes only and should not be used to diagnose, treat or prevent any disease. Results are only for samples and batches indicated. Results are reported on an "as received" basis, unless indicated otherwise. When a Pass/Fail status is reported, that status is intended to be in accordance with federal, state and local laws which are required for the customer to be in compliance. The measurement of uncertainty is not included in the Pass/Fail evaluation unless explicitly required by federal, state or local laws and has been reported on the certificate of analysis. Measurement of uncertainty is available upon request.

PharmLabs San Diego Certificate of Analysis

3421 Hancock St, Second Floor, San Diego, CA 92110 | License: C8-0000098-LIC
ISO/IEC 17025:2017 Acc. L17-427-1 #85368



Sample **Torch: Honolulu Haze - Sativa**

Sample ID	SD231220-053 (88814)	Matrix	Concentrate (Inhalable Cannabis Good)
Tested for	Wherezhemp, LLC		
Sampled	-	Received	Dec 20, 2023
Analyses executed	CANX, QARUSH	Reported	Dec 20, 2023
		Unit Mass (g)	5.0

Laboratory note: The estimated concentration of the unknown peak in this sample is 0.78%. Currently, PharmLabs laboratory can not confirm the unidentified peak in your chromatogram due to an interference (only with concentrated d8 products) from which we believe to be an isomer of 8b-THC or d9-THC. The UI peak totals will not be included in the cannabinoid totals at the bottom of the potency section.

CANX - Cannabinoids Analysis


Analyzed Dec 20, 2023 | Instrument HPLC-VWD | Method SOP-001
The expanded Uncertainty of the Cannabinoid analysis is approximately **±7.806%** at the 95% Confidence Level

Analyte	LOD mg/g	LOQ mg/g	Result %	Result mg/g	Result mg/Unit
11-Hydroxy-Δ8-Tetrahydrocannabinavarin (11-Hyd-Δ8-THCV)	0.013	0.041	ND	ND	ND
Cannabidiolcin (CBDO)	0.002	0.007	ND	ND	ND
Abnormal Cannabidiolcin (a-CBDO)	0.01	0.031	ND	ND	ND
(±)-/-9B-hydroxy-Hexahydrocannabinol (9b-HHC)	0.012	0.036	ND	ND	ND
11-Hydroxy-Δ8-Tetrahydrocannabinol (11-Hyd-Δ8-THC)	0.007	0.021	ND	ND	ND
Cannabidiolic Acid (CBDA)	0.001	0.16	ND	ND	ND
Cannabigerol Acid (CBGA)	0.001	0.16	ND	ND	ND
Cannabigerol (CBG)	0.001	0.16	0.24	2.42	12.10
Cannabidiol (CBD)	0.001	0.16	ND	ND	ND
1(S)-THD (s-THD)	0.013	0.041	ND	ND	ND
1(R)-THD (r-THD)	0.025	0.075	ND	ND	ND
Tetrahydrocannabinavarin (THCV)	0.001	0.16	ND	ND	ND
Δ8-tetrahydrocannabinavarin (Δ8-THCV)	0.021	0.064	ND	ND	ND
Cannabidihexol (CBDH)	0.005	0.16	ND	ND	ND
Tetrahydrocannabutol (Δ9-THCB)	0.013	0.038	ND	ND	ND
Cannabinol (CBN)	0.001	0.16	1.90	19.03	95.15
Cannabidiaphoral (CBDP)	0.015	0.047	ND	ND	ND
exo-THC (exo-THC)	0.005	0.16	ND	ND	ND
Tetrahydrocannabinol (Δ9-THC)	0.003	0.16	UI	UI	UI
Δ8-tetrahydrocannabinol (Δ8-THC)	0.004	0.16	39.29	392.90	1964.50
(6aR,9S)-Δ10-Tetrahydrocannabinol ((6aR,9S)-Δ10)	0.015	0.16	ND	ND	ND
Hexahydrocannabinol (S Isomer) (9s-HHC)	0.017	0.16	1.89	18.93	94.65
(6aR,9R)-Δ10-Tetrahydrocannabinol ((6aR,9R)-Δ10)	0.007	0.16	ND	ND	ND
Hexahydrocannabinol (R Isomer) (9r-HHC)	0.016	0.16	4.72	47.15	235.75
Tetrahydrocannabinolic Acid (THCA)	0.001	0.16	12.60	125.97	629.85
Δ9-Tetrahydrocannabihexol (Δ9-THCH)	0.024	0.071	ND	ND	ND
Cannabinol Acetate (CBNO)	0.014	0.043	ND	ND	ND
Δ9-Tetrahydrocannabiphoral (Δ9-THCP)	0.017	0.16	6.16	61.57	307.85
Δ8-Tetrahydrocannabiphoral (Δ8-THCP)	0.041	0.16	ND	ND	ND
Cannabicitran (CBT)	0.005	0.16	ND	ND	ND
Δ8-THC-O-acetate (Δ8-THCO)	0.076	0.16	ND	ND	ND
9(S)-HHCP (s-HHCP)	0.031	0.094	ND	ND	ND
Δ9-THC-O-acetate (Δ9-THCO)	0.066	0.16	ND	ND	ND
9(R)-HHCP (r-HHCP)	0.026	0.079	6.58	65.77	328.85
9(S)-HHC-O-acetate (s-HHCO)	0.005	0.16	ND	ND	ND
9(R)-HHC-O-acetate (r-HHCO)	0.008	0.025	ND	ND	ND
3-octyl-Δ8-Tetrahydrocannabinol (Δ8-THC-C8)	0.067	0.204	ND	ND	ND
Δ9-THC methyl ether (Δ9-MeO-THC)			ND	ND	ND
Total THC (THCa * 0.877 + Δ9THC)			11.05	110.48	552.38
Total THC + Δ8THC + Δ10THC (THCa * 0.877 + Δ9THC + Δ8THC + Δ10THC)			50.34	503.38	2516.88
Total CBD (CBDA * 0.877 + CBD)			ND	ND	ND
Total CBG (CBGa * 0.877 + CBG)			0.24	2.42	12.10
Total HHC (9r-HHC + 9s-HHC)			6.61	66.08	330.40
Total Cannabinoids			71.82	718.25	3591.23

Sample photography



UI Unidentified
ND Not Detected
N/A Not Applicable
NT Not Reported
LOD Limit of Detection
<LOQ Detected
>ULOL Above upper limit of linearity
CFU/g Colony Forming Units per 1 gram
TNTC Too Numerous to Count



Scan the QR code to verify authenticity.

Authorized Signature

Brandon Starr

Brandon Starr, Lab Manager
Wed, 20 Dec 2023 17:55:34 -0800

PharmLabs San Diego | 3421 Hancock St, Second Floor, San Diego, CA 92110 | 619.356.0898 | ISO/IEC 17025:2017 Acc. L17-427-1



*This report shall not be reproduced except in full, without the written approval of the lab. This report is for informational purposes only and should not be used to diagnose, treat or prevent any disease. Results are only for samples and batches indicated. Results are reported on an "as received" basis, unless indicated otherwise. When a Pass/Fail status is reported, that status is intended to be in accordance with federal, state and local laws which are required for the customer to be in compliance. The measurement of uncertainty is not included in the Pass/Fail evaluation unless explicitly required by federal, state or local laws and has been reported on the certificate of analysis. Measurement of uncertainty is available upon request.

PharmLabs San Diego Certificate of Analysis

3421 Hancock St, Second Floor, San Diego, CA 92110 | License: C8-0000098-LIC
ISO/IEC 17025:2017 Acc. L17-427-1 #85368



Sample Torch: Mango Meringue - Sativa

Sample ID SD231220-054 (88815)	Matrix Concentrate (Inhalable Cannabis Good)
Tested for Wherezhemp, LLC	
Sampled -	Received Dec 20, 2023
Analyses executed CANX, QARUSH	Reported Dec 20, 2023
	Unit Mass (g) 5.0


Laboratory note: The estimated concentration of the unknown peak in this sample is 0.87%. Currently, PharmLabs laboratory can not confirm the unidentified peak in your chromatogram due to an interference (only with concentrated d8 products) from which we believe to be an isomer of 88-THC or d9-THC. The UI peak totals will not be included in the cannabinoid totals at the bottom of the potency section.

CANX - Cannabinoids Analysis

Analyzed Dec 20, 2023 | Instrument HPLC-VWD | Method SOP-001
The expanded Uncertainty of the Cannabinoid analysis is approximately 7.806% at the 95% Confidence Level

Analyte	LOD mg/g	LOQ mg/g	Result %	Result mg/g	Result mg/Unit	Sample photography
11-Hydroxy-Δ8-Tetrahydrocannabinavarin (11-Hyd-Δ8-THCV)	0.013	0.041	ND	ND	ND	
Cannabidiolcin (CBDO)	0.002	0.007	ND	ND	ND	
Abnormal Cannabidiolcin (a-CBDO)	0.01	0.031	ND	ND	ND	
(±)-9B-hydroxy-Hexahydrocannabininol (9b-HHC)	0.012	0.036	ND	ND	ND	
11-Hydroxy-Δ8-Tetrahydrocannabinol (11-Hyd-Δ8-THC)	0.007	0.021	ND	ND	ND	
Cannabidiolic Acid (CBDA)	0.001	0.16	ND	ND	ND	
Cannabigerol Acid (CBGA)	0.001	0.16	ND	ND	ND	
Cannabigerol (CBG)	0.001	0.16	0.26	2.58	12.90	
Cannabidiol (CBD)	0.001	0.16	ND	ND	ND	
1(S)-THD (s-THD)	0.013	0.041	ND	ND	ND	
1(R)-THD (r-THD)	0.025	0.075	ND	ND	ND	
Tetrahydrocannabinavarin (THCV)	0.001	0.16	ND	ND	ND	
Δ8-tetrahydrocannabinavarin (Δ8-THCV)	0.021	0.064	ND	ND	ND	
Cannabidihexol (CBDH)	0.005	0.16	ND	ND	ND	
Tetrahydrocannabutol (Δ9-THCB)	0.013	0.038	ND	ND	ND	
Cannabinol (CBN)	0.001	0.16	1.93	19.33	96.65	
Cannabidiaphorol (CBDP)	0.015	0.047	ND	ND	ND	
exo-THC (exo-THC)	0.005	0.16	ND	ND	ND	
Tetrahydrocannabinol (Δ9-THC)	0.003	0.16	UI	UI	UI	
Δ8-tetrahydrocannabinol (Δ8-THC)	0.004	0.16	40.15	401.54	2007.70	
(6aR,9S)-Δ10-Tetrahydrocannabinol ((6aR,9S)-Δ10)	0.015	0.16	ND	ND	ND	
Hexahydrocannabinol (S Isomer) (9s-HHC)	0.017	0.16	1.91	19.07	95.35	
(6aR,9R)-Δ10-Tetrahydrocannabinol ((6aR,9R)-Δ10)	0.007	0.16	ND	ND	ND	
Hexahydrocannabinol (R Isomer) (9r-HHC)	0.016	0.16	4.77	47.67	238.35	
Tetrahydrocannabinolic Acid (THCA)	0.001	0.16	12.84	128.43	642.15	
Δ9-Tetrahydrocannabihexol (Δ9-THCH)	0.024	0.071	ND	ND	ND	
Cannabinol Acetate (CBNO)	0.014	0.043	ND	ND	ND	
Δ9-Tetrahydrocannabiphorol (Δ9-THCP)	0.017	0.16	6.33	63.29	316.45	
Δ8-Tetrahydrocannabiphorol (Δ8-THCP)	0.041	0.16	ND	ND	ND	
Cannabicitran (CBT)	0.005	0.16	ND	ND	ND	
Δ8-THC-O-acetate (Δ8-THCO)	0.076	0.16	ND	ND	ND	
9(S)-HHCP (s-HHCP)	0.031	0.094	ND	ND	ND	
Δ9-THC-O-acetate (Δ9-THCO)	0.066	0.16	ND	ND	ND	
9(R)-HHCP (r-HHCP)	0.026	0.079	6.75	67.54	337.70	
9(S)-HHC-O-acetate (s-HHCO)	0.005	0.16	ND	ND	ND	
9(R)-HHC-O-acetate (r-HHCO)	0.008	0.025	ND	ND	ND	
3-octyl-Δ8-Tetrahydrocannabinol (Δ8-THC-C8)	0.067	0.204	ND	ND	ND	
Δ9-THC methyl ether (Δ9-MeO-THC)			ND	ND	ND	
Total THC (THCa * 0.877 + Δ9THC)			11.26	112.63	563.17	
Total THC + Δ8THC + Δ10THC (THCa * 0.877 + Δ9THC + Δ8THC + Δ10THC)			51.42	514.17	2570.87	
Total CBD (CBDA * 0.877 + CBD)			ND	ND	ND	
Total CBG (CBGa * 0.877 + CBG)			0.26	2.58	12.90	
Total HHC (9r-HHC + 9s-HHC)			6.67	66.74	333.70	
Total Cannabinoids			73.37	733.65	3668.27	

UI Unidentified
ND Not Detected
N/A Not Applicable
NT Not Reported
LOD Limit of Detection
<LOQ Detected
>ULOL Above upper limit of linearity
CFU/g Colony Forming Units per 1 gram
TNTC Too Numerous to Count



Scan the QR code to verify authenticity.

Authorized Signature

Brandon Starr

Brandon Starr, Lab Manager
Wed, 20 Dec 2023 17:55:32 -0800

PharmLabs San Diego | 3421 Hancock St, Second Floor, San Diego, CA 92110 | 619.356.0898 | ISO/IEC 17025:2017 Acc. L17-427-1



*This report shall not be reproduced except in full, without the written approval of the lab. This report is for informational purposes only and should not be used to diagnose, treat or prevent any disease. Results are only for samples and batches indicated. Results are reported on an "as received" basis, unless indicated otherwise. When a Pass/Fail status is reported, that status is intended to be in accordance with federal, state and local laws which are required for the customer to be in compliance. The measurement of uncertainty is not included in the Pass/Fail evaluation unless explicitly required by federal, state or local laws and has been reported on the certificate of analysis. Measurement of uncertainty is available upon request.

PharmLabs San Diego Certificate of Analysis

3421 Hancock St, Second Floor, San Diego, CA 92110 | License: C8-0000098-LIC
ISO/IEC 17025:2017 Acc. L17-427-1 #85368



Sample Torch: Banana Berry Cake - Indica

Sample ID	SD231220-062 (88823)	Matrix	Concentrate (Inhalable Cannabis Good)
Tested for	wherezhemp, LLC		
Sampled	-	Received	Dec 20, 2023
		Reported	Dec 21, 2023
Analyses executed	CANX, QARUSH	Unit Mass (g)	5.0

Laboratory note: The estimated concentration of the unknown peak in this sample is 0.84%. Currently, PharmLabs laboratory can not confirm the unidentified peak in your chromatogram due to an interference (only with concentrated d8 products) from which we believe to be an isomer of 88-THC or d9-THC. The UI peak totals will not be included in the cannabinoid totals at the bottom of the potency section.


CANX - Cannabinoids Analysis

Analyzed Dec 21, 2023 | Instrument HPLC-VWD | Method SOP-001

The expanded Uncertainty of the Cannabinoid analysis is approximately $\pm 8.06\%$ at the 95% Confidence Level

Analyte	LOD mg/g	LOQ mg/g	Result %	Result mg/g	Result mg/Unit	Sample photography
11-Hydroxy- Δ^8 -Tetrahydrocannabinavarin (11-Hyd- Δ^8 -THCV)	0.013	0.041	ND	ND	ND	
Cannabidiolcin (CBDO)	0.002	0.007	ND	ND	ND	
Abnormal Cannabidiolcin (a-CBDO)	0.01	0.031	ND	ND	ND	
(\pm)-9B-hydroxy-Hexahydrocannabinol (9b-HHC)	0.012	0.036	ND	ND	ND	
11-Hydroxy- Δ^8 -Tetrahydrocannabinol (11-Hyd- Δ^8 -THC)	0.007	0.021	ND	ND	ND	
Cannabidiolic Acid (CBDA)	0.001	0.16	ND	ND	ND	
Cannabigerol Acid (CBGA)	0.001	0.16	1.31	13.06	65.30	
Cannabigerol (CBG)	0.001	0.16	0.28	2.76	13.80	
Cannabidiol (CBD)	0.001	0.16	ND	ND	ND	
1(S)-THD (s-THD)	0.013	0.041	ND	ND	ND	
1(R)-THD (r-THD)	0.025	0.075	ND	ND	ND	
Tetrahydrocannabinavarin (THCV)	0.001	0.16	ND	ND	ND	
Δ^8 -tetrahydrocannabinavarin (Δ^8 -THCV)	0.021	0.064	ND	ND	ND	
Cannabidihexol (CBDH)	0.005	0.16	ND	ND	ND	
Tetrahydrocannabutol (Δ^9 -THCB)	0.013	0.038	ND	ND	ND	
Cannabinol (CBN)	0.001	0.16	2.11	21.13	105.65	
Cannabidiaphorol (CBDP)	0.015	0.047	ND	ND	ND	
exo-THC (exo-THC)	0.005	0.16	ND	ND	ND	
Tetrahydrocannabinol (Δ^9 -THC)	0.003	0.16	UI	UI	UI	
Δ^8 -tetrahydrocannabinol (Δ^8 -THC)	0.004	0.16	43.05	430.48	2152.40	
(6aR,9S)- Δ^{10} -Tetrahydrocannabinol ((6aR,9S)- Δ^{10})	0.015	0.16	ND	ND	ND	
Hexahydrocannabinol (S Isomer) (9s-HHC)	0.017	0.16	2.06	20.56	102.80	
(6aR,9R)- Δ^{10} -Tetrahydrocannabinol ((6aR,9R)- Δ^{10})	0.007	0.16	ND	ND	ND	
Hexahydrocannabinol (R Isomer) (9r-HHC)	0.016	0.16	5.21	52.08	260.40	
Tetrahydrocannabinolic Acid (THCA)	0.001	0.16	13.94	139.45	697.25	
Δ^9 -Tetrahydrocannabinihexol (Δ^9 -THCH)	0.024	0.071	ND	ND	ND	
Cannabinol Acetate (CBNO)	0.014	0.043	ND	ND	ND	
Δ^9 -Tetrahydrocannabiphorol (Δ^9 -THCP)	0.017	0.16	6.85	68.54	342.70	
Δ^8 -Tetrahydrocannabiphorol (Δ^8 -THCP)	0.041	0.16	ND	ND	ND	
Cannabicitran (CBT)	0.005	0.16	ND	ND	ND	
Δ^8 -THC-O-acetate (Δ^8 -THCO)	0.076	0.16	ND	ND	ND	
9(S)-HHCP (s-HHCP)	0.031	0.094	ND	ND	ND	
Δ^9 -THC-O-acetate (Δ^9 -THCO)	0.066	0.16	ND	ND	ND	
9(R)-HHCP (r-HHCP)	0.026	0.079	7.10	71.00	355.00	
9(S)-HHC-O-acetate (s-HHCO)	0.005	0.16	ND	ND	ND	
9(R)-HHC-O-acetate (r-HHCO)	0.008	0.025	ND	ND	ND	
3-octyl- Δ^8 -Tetrahydrocannabinol (Δ^8 -THC-C8)	0.067	0.204	ND	ND	ND	
Total THC (THCa * 0.877 + Δ^9 THC)			12.23	122.30	611.49	
Total THC + Δ^8 THC + Δ^{10} THC (THCa * 0.877 + Δ^9 THC + Δ^8 THC + Δ^{10} THC)			55.28	552.78	2763.89	
Total CBD (CBDA * 0.877 + CBD)			ND	ND	ND	
Total CBG (CBGa * 0.877 + CBG)			1.42	14.21	71.07	
Total HHC (9r-HHC + 9s-HHC)			7.26	72.64	363.20	
Total Cannabinoids			80.03	800.30	4001.51	

UI Unidentified
ND Not Detected
N/A Not Applicable
NT Not Reported
LOD Limit of Detection
<LOQ Detected
>ULOL Above upper limit of linearity
CFU/g Colony Forming Units per 1 gram
TNTC Too Numerous to Count



Scan the QR code to verify authenticity.

Authorized Signature

Brandon Starr

Brandon Starr, Lab Manager
Thu, 21 Dec 2023 06:09:35 -0800

PharmLabs San Diego | 3421 Hancock St, Second Floor, San Diego, CA 92110 | 619.356.0898 | ISO/IEC 17025:2017 Acc. L17-427-1



*This report shall not be reproduced except in full, without the written approval of the lab. This report is for informational purposes only and should not be used to diagnose, treat or prevent any disease. Results are only for samples and batches indicated. Results are reported on an "as received" basis, unless indicated otherwise. When a Pass/Fail status is reported, that status is intended to be in accordance with federal, state and local laws which are required for the customer to be in compliance. The measurement of uncertainty is not included in the Pass/Fail evaluation unless explicitly required by federal, state or local laws and has been reported on the certificate of analysis. Measurement of uncertainty is available upon request.

PharmLabs San Diego Certificate of Analysis

3421 Hancock St, Second Floor, San Diego, CA 92110 | License: C8-0000098-LIC
ISO/IEC 17025:2017 Acc. L17-427-1 #85368



Sample Torch: Raspberry Lemonade - Hybrid

Sample ID	SD231220-058 (88819)	Matrix	Concentrate (Inhalable Cannabis Good)
Tested for	wherezhemp, LLC		
Sampled	-	Received	Dec 20, 2023
Analyses executed	CANX, QARUSH	Reported	Dec 20, 2023
		Unit Mass (g)	5.0

Laboratory note: The estimated concentration of the unknown peak in this sample is 0.87%. Currently, PharmLabs laboratory can not confirm the unidentified peak in your chromatogram due to an interference (only with concentrated d8 products) from which we believe to be an isomer of 8b-THC or d9-THC. The UI peak totals will not be included in the cannabinoid totals at the bottom of the potency section.

CANX - Cannabinoids Analysis

Analyzed Dec 20, 2023 | Instrument HPLC-VWD | Method SOP-001
The expanded Uncertainty of the Cannabinoid analysis is approximately 7.806% at the 95% Confidence Level

Analyte	LOD mg/g	LOQ mg/g	Result %	Result mg/g	Result mg/Unit	Sample photography
11-Hydroxy-Δ8-Tetrahydrocannabivarin (11-Hyd-Δ8-THCV)	0.013	0.041	ND	ND	ND	
Cannabidiol (CBD)	0.002	0.007	ND	ND	ND	
Abnormal Cannabidiol (a-CBD)	0.01	0.031	ND	ND	ND	
(±)-9B-hydroxy-Hexahydrocannabinol (9b-HHC)	0.012	0.036	ND	ND	ND	
11-Hydroxy-Δ8-Tetrahydrocannabinol (11-Hyd-Δ8-THC)	0.007	0.021	ND	ND	ND	
Cannabidiolic Acid (CBDA)	0.001	0.16	ND	ND	ND	
Cannabigerol Acid (CBGA)	0.001	0.16	1.23	12.34	61.70	
Cannabigerol (CBG)	0.001	0.16	0.26	2.56	12.80	
Cannabidiol (CBD)	0.001	0.16	ND	ND	ND	
1(S)-THD (s-THD)	0.013	0.041	ND	ND	ND	
1(R)-THD (r-THD)	0.025	0.075	ND	ND	ND	
Tetrahydrocannabivarin (THCV)	0.001	0.16	ND	ND	ND	
Δ8-tetrahydrocannabivarin (Δ8-THCV)	0.021	0.064	ND	ND	ND	
Cannabidihexol (CBDH)	0.005	0.16	ND	ND	ND	
Tetrahydrocannabinol (Δ9-THCB)	0.013	0.038	ND	ND	ND	
Cannabinol (CBN)	0.001	0.16	1.94	19.40	97.00	
Cannabidiaphorol (CBDP)	0.015	0.047	ND	ND	ND	
exo-THC (exo-THC)	0.005	0.16	ND	ND	ND	
Tetrahydrocannabinol (Δ9-THC)	0.003	0.16	UI	UI	UI	
Δ8-tetrahydrocannabinol (Δ8-THC)	0.004	0.16	39.90	399.04	1995.20	
(6aR,9S)-Δ10-Tetrahydrocannabinol ((6aR,9S)-Δ10)	0.015	0.16	ND	ND	ND	
Hexahydrocannabinol (S Isomer) (9s-HHC)	0.017	0.16	1.86	18.55	92.75	
(6aR,9R)-Δ10-Tetrahydrocannabinol ((6aR,9R)-Δ10)	0.007	0.16	ND	ND	ND	
Hexahydrocannabinol (R Isomer) (9r-HHC)	0.016	0.16	4.73	47.29	236.45	
Tetrahydrocannabinolic Acid (THCA)	0.001	0.16	12.59	125.93	629.65	
Δ9-Tetrahydrocannabinol (Δ9-THCH)	0.024	0.071	ND	ND	ND	
Cannabinol Acetate (CBNO)	0.014	0.043	ND	ND	ND	
Δ9-Tetrahydrocannabinophorol (Δ9-THCP)	0.017	0.16	6.30	63.04	315.20	
Δ8-Tetrahydrocannabinophorol (Δ8-THCP)	0.041	0.16	ND	ND	ND	
Cannabicitran (CBT)	0.005	0.16	ND	ND	ND	
Δ8-THC-O-acetate (Δ8-THCO)	0.076	0.16	ND	ND	ND	
9(S)-HHCP (s-HHCP)	0.031	0.094	ND	ND	ND	
Δ9-THC-O-acetate (Δ9-THCO)	0.066	0.16	ND	ND	ND	
9(R)-HHCP (r-HHCP)	0.026	0.079	6.80	67.99	339.95	
9(S)-HHC-O-acetate (s-HHCO)	0.005	0.16	ND	ND	ND	
9(R)-HHC-O-acetate (r-HHCO)	0.008	0.025	ND	ND	ND	
3-octyl-Δ8-Tetrahydrocannabinol (Δ8-THC-C8)	0.067	0.204	ND	ND	ND	
Total THC (THCa + 0.877 + Δ9THC)			11.04	110.44	552.20	
Total THC + Δ8THC + Δ10THC (THCa + 0.877 + Δ9THC + Δ8THC + Δ10THC)			50.95	509.48	2547.40	
Total CBD (CBDA + 0.877 + CBD)			ND	ND	ND	
Total CBG (CBGA + 0.877 + CBG)			1.34	13.38	66.91	
Total HHC (9r-HHC + 9s-HHC)			6.58	65.84	329.20	
Total Cannabinoids			73.91	739.13	3695.66	

UI Unidentified
ND Not Detected
N/A Not Applicable
NT Not Reported
LOD Limit of Detection
<LOQ Detected
>ULOL Above upper limit of linearity
CFU/g Colony Forming Units per 1 gram
TNTC Too Numerous to Count



Scan the QR code to verify authenticity.

Authorized Signature

Brandon Starr

Brandon Starr, Lab Manager
Wed, 20 Dec 2023 20:20:25 -0800

PharmLabs San Diego | 3421 Hancock St, Second Floor, San Diego, CA 92110 | 619.356.0898 | ISO/IEC 17025:2017 Acc. L17-427-1



*This report shall not be reproduced except in full, without the written approval of the lab. This report is for informational purposes only and should not be used to diagnose, treat or prevent any disease. Results are only for samples and batches indicated. Results are reported on an "as received" basis, unless indicated otherwise. When a Pass/Fail status is reported, that status is intended to be in accordance with federal, state and local laws which are required for the customer to be in compliance. The measurement of uncertainty is not included in the Pass/Fail evaluation unless explicitly required by federal, state or local laws and has been reported on the certificate of analysis. Measurement of uncertainty is available upon request.

PharmLabs San Diego Certificate of Analysis

3421 Hancock St, Second Floor, San Diego, CA 92110 | License: C8-0000098-LIC
ISO/IEC 17025:2017 Acc. L17-427-1 #85368



Sample Torch: Cotton Candy Runtz - Indica

Sample ID	SD231220-061 (88822)	Matrix	Concentrate (Inhalable Cannabis Good)
Tested for	Wherezhemp, LLC		
Sampled	-	Received	Dec 20, 2023
		Reported	Dec 21, 2023
Analyses executed	CANX, QARUSH	Unit Mass (g)	5.0

Laboratory note: The estimated concentration of the unknown peak in this sample is 0.70%. Currently, PharmLabs laboratory can not confirm the unidentified peak in your chromatogram due to an interference (only with concentrated d8 products) from which we believe to be an isomer of 8B-THC or d9-THC. The UI peak totals will not be included in the cannabinoid totals at the bottom of the potency section.


CANX - Cannabinoids Analysis

Analyzed Dec 21, 2023 | Instrument HPLC-VWD | Method SOP-001

The expanded Uncertainty of the Cannabinoid analysis is approximately $\pm 8.06\%$ at the 95% Confidence Level

Analyte	LOD mg/g	LOQ mg/g	Result %	Result mg/g	Result mg/Unit	Sample photography
11-Hydroxy- Δ 8-Tetrahydrocannabinavarin (11-Hyd- Δ 8-THCV)	0.013	0.041	ND	ND	ND	
Cannabidiolcin (CBDO)	0.002	0.007	ND	ND	ND	
Abnormal Cannabidiolcin (a-CBDO)	0.01	0.031	ND	ND	ND	
(\pm)-9B-hydroxy-Hexahydrocannabinol (9b-HHC)	0.012	0.036	ND	ND	ND	
11-Hydroxy- Δ 8-Tetrahydrocannabinol (11-Hyd- Δ 8-THC)	0.007	0.021	ND	ND	ND	
Cannabidiolic Acid (CBDA)	0.001	0.16	ND	ND	ND	
Cannabigerol Acid (CBGA)	0.001	0.16	1.23	12.32	61.60	
Cannabigerol (CBG)	0.001	0.16	0.26	2.56	12.80	
Cannabidiol (CBD)	0.001	0.16	ND	ND	ND	
1(S)-THD (s-THD)	0.013	0.041	ND	ND	ND	
1(R)-THD (r-THD)	0.025	0.075	ND	ND	ND	
Tetrahydrocannabinavarin (THCV)	0.001	0.16	ND	ND	ND	
Δ 8-tetrahydrocannabinavarin (Δ 8-THCV)	0.021	0.064	ND	ND	ND	
Cannabidihexol (CBDH)	0.005	0.16	ND	ND	ND	
Tetrahydrocannabutol (Δ 9-THCB)	0.013	0.038	ND	ND	ND	
Cannabinol (CBN)	0.001	0.16	1.96	19.65	98.25	
Cannabidiaphorol (CBDP)	0.015	0.047	ND	ND	ND	
exo-THC (exo-THC)	0.005	0.16	ND	ND	ND	
Tetrahydrocannabinol (Δ 9-THC)	0.003	0.16	UI	UI	UI	
Δ 8-tetrahydrocannabinol (Δ 8-THC)	0.004	0.16	40.25	402.46	2012.30	
(6aR,9S)- Δ 10-Tetrahydrocannabinol ((6aR,9S)- Δ 10)	0.015	0.16	ND	ND	ND	
Hexahydrocannabinol (S Isomer) (9s-HHC)	0.017	0.16	1.97	19.72	98.60	
(6aR,9R)- Δ 10-Tetrahydrocannabinol ((6aR,9R)- Δ 10)	0.007	0.16	ND	ND	ND	
Hexahydrocannabinol (R Isomer) (9r-HHC)	0.016	0.16	4.84	48.43	242.15	
Tetrahydrocannabinolic Acid (THCA)	0.001	0.16	12.66	126.65	633.25	
Δ 9-Tetrahydrocannabinihexol (Δ 9-THCH)	0.024	0.071	ND	ND	ND	
Cannabinol Acetate (CBNO)	0.014	0.043	ND	ND	ND	
Δ 9-Tetrahydrocannabiphorol (Δ 9-THCP)	0.017	0.16	6.49	64.93	324.65	
Δ 8-Tetrahydrocannabiphorol (Δ 8-THCP)	0.041	0.16	ND	ND	ND	
Cannabicitran (CBT)	0.005	0.16	ND	ND	ND	
Δ 8-THC-O-acetate (Δ 8-THCO)	0.076	0.16	ND	ND	ND	
9(S)-HHCP (s-HHCP)	0.031	0.094	ND	ND	ND	
Δ 9-THC-O-acetate (Δ 9-THCO)	0.066	0.16	ND	ND	ND	
9(R)-HHCP (r-HHCP)	0.026	0.079	6.48	64.79	323.95	
9(S)-HHC-O-acetate (s-HHCO)	0.005	0.16	ND	ND	ND	
9(R)-HHC-O-acetate (r-HHCO)	0.008	0.025	ND	ND	ND	
3-octyl- Δ 8-Tetrahydrocannabinol (Δ 8-THC-C8)	0.067	0.204	ND	ND	ND	
Total THC (THCa \cdot 0.877 + Δ 9THC)			11.11	111.07	555.36	
Total THC + Δ 8THC + Δ 10THC (THCa \cdot 0.877 + Δ 9THC + Δ 8THC + Δ 10THC)			51.35	513.53	2567.66	
Total CBD (CBDA \cdot 0.877 + CBD)			ND	ND	ND	
Total CBG (CBGA \cdot 0.877 + CBG)			1.34	13.36	66.82	
Total HHC (9r-HHC + 9s-HHC)			6.82	68.15	340.75	
Total Cannabinoids			74.44	744.42	3722.08	

UI Unidentified
ND Not Detected
N/A Not Applicable
NT Not Reported
LOD Limit of Detection
<LOQ Detected
>ULOL Above upper limit of linearity
CFU/g Colony Forming Units per 1 gram
TNTC Too Numerous to Count



Scan the QR code to verify authenticity.

Authorized Signature

Brandon Starr

Brandon Starr, Lab Manager
Thu, 21 Dec 2023 06:09:36 -0800

PharmLabs San Diego | 3421 Hancock St, Second Floor, San Diego, CA 92110 | 619.356.0898 | ISO/IEC 17025:2017 Acc. L17-427-1



*This report shall not be reproduced except in full, without the written approval of the lab. This report is for informational purposes only and should not be used to diagnose, treat or prevent any disease. Results are only for samples and batches indicated. Results are reported on an "as received" basis, unless indicated otherwise. When a Pass/Fail status is reported, that status is intended to be in accordance with federal, state and local laws which are required for the customer to be in compliance. The measurement of uncertainty is not included in the Pass/Fail evaluation unless explicitly required by federal, state or local laws and has been reported on the certificate of analysis. Measurement of uncertainty is available upon request.

PharmLabs San Diego Certificate of Analysis

3421 Hancock St, Second Floor, San Diego, CA 92110 | License: C8-0000098-LIC
ISO/IEC 17025:2017 Acc. L17-427-1 #85368



Sample Torch: Tropical Cherry Gas - Indica

Sample ID	SD231220-060 (88821)	Matrix	Concentrate (Inhalable Cannabis Good)
Tested for	Wherezhemp, LLC		
Sampled	-	Received	Dec 20, 2023
Analyses executed	CANX, QARUSH	Reported	Dec 21, 2023
		Unit Mass (g)	5.0

Laboratory note: The estimated concentration of the unknown peak in this sample is 0.83%. Currently, PharmLabs laboratory can not confirm the unidentified peak in your chromatogram due to an interference (only with concentrated d8 products) from which we believe to be an isomer of 8B-THC or d9-THC. The UI peak totals will not be included in the cannabinoid totals at the bottom of the potency section.


CANX - Cannabinoids Analysis

Analyzed Dec 21, 2023 | Instrument HPLC-VWD | Method SOP-001

The expanded Uncertainty of the Cannabinoid analysis is approximately $\pm 8.06\%$ at the 95% Confidence Level

Analyte	LOD mg/g	LOQ mg/g	Result %	Result mg/g	Result mg/Unit	Sample photography
11-Hydroxy- Δ^8 -Tetrahydrocannabinavarin (11-Hyd- Δ^8 -THCV)	0.013	0.041	ND	ND	ND	
Cannabidiolcin (CBDO)	0.002	0.007	ND	ND	ND	
Abnormal Cannabidiolcin (a-CBDO)	0.01	0.031	ND	ND	ND	
(\pm)-9B-hydroxy-Hexahydrocannabinol (9b-HHC)	0.012	0.036	ND	ND	ND	
11-Hydroxy- Δ^8 -Tetrahydrocannabinol (11-Hyd- Δ^8 -THC)	0.007	0.021	ND	ND	ND	
Cannabidiolic Acid (CBDA)	0.001	0.16	ND	ND	ND	
Cannabigerol Acid (CBGA)	0.001	0.16	1.29	12.92	64.60	
Cannabigerol (CBG)	0.001	0.16	0.33	3.28	16.40	
Cannabidiol (CBD)	0.001	0.16	ND	ND	ND	
1(S)-THD (s-THD)	0.013	0.041	ND	ND	ND	
1(R)-THD (r-THD)	0.025	0.075	ND	ND	ND	
Tetrahydrocannabinavarin (THCV)	0.001	0.16	ND	ND	ND	
Δ^8 -tetrahydrocannabinavarin (Δ^8 -THCV)	0.021	0.064	ND	ND	ND	
Cannabidihexol (CBDH)	0.005	0.16	ND	ND	ND	
Tetrahydrocannabinutol (Δ^9 -THCB)	0.013	0.038	ND	ND	ND	
Cannabinol (CBN)	0.001	0.16	1.96	19.56	97.80	
Cannabidiaphorol (CBDP)	0.015	0.047	ND	ND	ND	
exo-THC (exo-THC)	0.005	0.16	ND	ND	ND	
Tetrahydrocannabinol (Δ^9 -THC)	0.003	0.16	UI	UI	UI	
Δ^8 -tetrahydrocannabinol (Δ^8 -THC)	0.004	0.16	40.32	403.15	2015.75	
(6aR,9S)- Δ^{10} -Tetrahydrocannabinol ((6aR,9S)- Δ^{10})	0.015	0.16	ND	ND	ND	
Hexahydrocannabinol (S Isomer) (9s-HHC)	0.017	0.16	1.94	19.44	97.20	
(6aR,9R)- Δ^{10} -Tetrahydrocannabinol ((6aR,9R)- Δ^{10})	0.007	0.16	ND	ND	ND	
Hexahydrocannabinol (R Isomer) (9r-HHC)	0.016	0.16	4.73	47.34	236.70	
Tetrahydrocannabinolic Acid (THCA)	0.001	0.16	12.76	127.56	637.80	
Δ^9 -Tetrahydrocannabinihexol (Δ^9 -THCH)	0.024	0.071	ND	ND	ND	
Cannabinol Acetate (CBNO)	0.014	0.043	ND	ND	ND	
Δ^9 -Tetrahydrocannabinophorol (Δ^9 -THCP)	0.017	0.16	6.42	64.15	320.75	
Δ^8 -Tetrahydrocannabinophorol (Δ^8 -THCP)	0.041	0.16	ND	ND	ND	
Cannabicitran (CBT)	0.005	0.16	ND	ND	ND	
Δ^8 -THC-O-acetate (Δ^8 -THCO)	0.076	0.16	ND	ND	ND	
9(S)-HHCP (s-HHCP)	0.031	0.094	ND	ND	ND	
Δ^9 -THC-O-acetate (Δ^9 -THCO)	0.066	0.16	ND	ND	ND	
9(R)-HHCP (r-HHCP)	0.026	0.079	6.64	66.35	331.75	
9(S)-HHC-O-acetate (s-HHCO)	0.005	0.16	ND	ND	ND	
9(R)-HHC-O-acetate (r-HHCO)	0.008	0.025	ND	ND	ND	
3-octyl- Δ^8 -Tetrahydrocannabinol (Δ^8 -THC-C8)	0.067	0.204	ND	ND	ND	
Total THC (THCa + 0.877 + Δ^9 THC)			11.19	111.87	559.35	
Total THC + Δ^8 THC + Δ^{10} THC (THCa + 0.877 + Δ^9 THC + Δ^8 THC + Δ^{10} THC)			51.50	515.02	2575.10	
Total CBD (CBDa + 0.877 + CBD)			ND	ND	ND	
Total CBG (CBGa + 0.877 + CBG)			1.46	14.61	73.05	
Total HHC (9r-HHC + 9s-HHC)			6.68	66.78	333.90	
Total Cannabinoids			74.65	746.47	3732.35	

UI Unidentified
ND Not Detected
N/A Not Applicable
NT Not Reported
LOD Limit of Detection
<LOQ Detected
>ULOL Above upper limit of linearity
CFU/g Colony Forming Units per 1 gram
TNTC Too Numerous to Count



Scan the QR code to verify authenticity.

Authorized Signature

Brandon Starr

Brandon Starr, Lab Manager
Thu, 21 Dec 2023 06:09:37 -0800

PharmLabs San Diego | 3421 Hancock St, Second Floor, San Diego, CA 92110 | 619.356.0898 | ISO/IEC 17025:2017 Acc. L17-427-1



*This report shall not be reproduced except in full, without the written approval of the lab. This report is for informational purposes only and should not be used to diagnose, treat or prevent any disease. Results are only for samples and batches indicated. Results are reported on an "as received" basis, unless indicated otherwise. When a Pass/Fail status is reported, that status is intended to be in accordance with federal, state and local laws which are required for the customer to be in compliance. The measurement of uncertainty is not included in the Pass/Fail evaluation unless explicitly required by federal, state or local laws and has been reported on the certificate of analysis. Measurement of uncertainty is available upon request.

PharmLabs San Diego Certificate of Analysis

3421 Hancock St, Second Floor, San Diego, CA 92110 | License: C8-0000098-LIC
ISO/IEC 17025:2017 Acc. L17-427-1 #85368



Sample Torch: Skywalker OG - Hybrid

Sample ID	SD231220-057 (88818)	Matrix	Concentrate (Inhalable Cannabis Good)
Tested for	Wherezhemp, LLC		
Sampled	-	Received	Dec 20, 2023
Analyses executed	CANX, QARUSH	Reported	Dec 20, 2023
		Unit Mass (g)	5.0

Laboratory note: The estimated concentration of the unknown peak in this sample is 0.79%. Currently, PharmLabs laboratory can not confirm the unidentified peak in your chromatogram due to an interference (only with concentrated d8 products) from which we believe to be an isomer of 8b-THC or d9-THC. The UI peak totals will not be included in the cannabinoid totals at the bottom of the potency section.

CANX - Cannabinoids Analysis

Analyzed Dec 20, 2023 | Instrument HPLC-VWD | Method SOP-001
The expanded Uncertainty of the Cannabinoid analysis is approximately 7.806% at the 95% Confidence Level

Analyte	LOD mg/g	LOQ mg/g	Result %	Result mg/g	Result mg/Unit	Sample photography
11-Hydroxy-Δ8-Tetrahydrocannabivarin (11-Hyd-Δ8-THCV)	0.013	0.041	ND	ND	ND	
Cannabidiol (CBD)	0.002	0.007	ND	ND	ND	
Abnormal Cannabidiol (a-CBD)	0.01	0.031	ND	ND	ND	
(±)-9B-hydroxy-Hexahydrocannabinol (9b-HHC)	0.012	0.036	ND	ND	ND	
11-Hydroxy-Δ8-Tetrahydrocannabinol (11-Hyd-Δ8-THC)	0.007	0.021	ND	ND	ND	
Cannabidiolic Acid (CBDA)	0.001	0.16	ND	ND	ND	
Cannabigerol Acid (CBGA)	0.001	0.16	1.30	12.99	64.95	
Cannabigerol (CBG)	0.001	0.16	0.36	3.62	18.10	
Cannabidiol (CBD)	0.001	0.16	ND	ND	ND	
1(S)-THD (s-THD)	0.013	0.041	ND	ND	ND	
1(R)-THD (r-THD)	0.025	0.075	ND	ND	ND	
Tetrahydrocannabivarin (THCV)	0.001	0.16	ND	ND	ND	
Δ8-tetrahydrocannabivarin (Δ8-THCV)	0.021	0.064	ND	ND	ND	
Cannabidiol (CBDH)	0.005	0.16	ND	ND	ND	
Tetrahydrocannabutol (Δ9-THCB)	0.013	0.038	ND	ND	ND	
Cannabinol (CBN)	0.001	0.16	2.04	20.36	101.80	
Cannabiphorol (CBDP)	0.015	0.047	ND	ND	ND	
exo-THC (exo-THC)	0.005	0.16	ND	ND	ND	
Tetrahydrocannabinol (Δ9-THC)	0.003	0.16	UI	UI	UI	
Δ8-tetrahydrocannabinol (Δ8-THC)	0.004	0.16	41.31	413.12	2065.60	
(6aR,9S)-Δ10-Tetrahydrocannabinol ((6aR,9S)-Δ10)	0.015	0.16	ND	ND	ND	
Hexahydrocannabinol (S Isomer) (9s-HHC)	0.017	0.16	1.97	19.68	98.40	
(6aR,9R)-Δ10-Tetrahydrocannabinol ((6aR,9R)-Δ10)	0.007	0.16	ND	ND	ND	
Hexahydrocannabinol (R Isomer) (9r-HHC)	0.016	0.16	4.95	49.54	247.70	
Tetrahydrocannabinolic Acid (THCA)	0.001	0.16	13.01	130.09	650.45	
Δ9-Tetrahydrocannabihexol (Δ9-THCH)	0.024	0.071	ND	ND	ND	
Cannabinol Acetate (CBNO)	0.014	0.043	ND	ND	ND	
Δ9-Tetrahydrocannabiphorol (Δ9-THCP)	0.017	0.16	6.48	64.83	324.15	
Δ8-Tetrahydrocannabiphorol (Δ8-THCP)	0.041	0.16	ND	ND	ND	
Cannabicitran (CBT)	0.005	0.16	ND	ND	ND	
Δ8-THC-O-acetate (Δ8-THCO)	0.076	0.16	ND	ND	ND	
9(S)-HHCP (s-HHCP)	0.031	0.094	ND	ND	ND	
Δ9-THC-O-acetate (Δ9-THCO)	0.066	0.16	ND	ND	ND	
9(R)-HHCP (r-HHCP)	0.026	0.079	6.91	69.07	345.35	
9(S)-HHC-O-acetate (s-HHCO)	0.005	0.16	ND	ND	ND	
9(R)-HHC-O-acetate (r-HHCO)	0.008	0.025	ND	ND	ND	
3-octyl-Δ8-Tetrahydrocannabinol (Δ8-THC-C8)	0.067	0.204	ND	ND	ND	
Total THC (THCa + 0.877 + Δ9THC)			11.41	114.09	570.44	
Total THC + Δ8THC + Δ10THC (THCa + 0.877 + Δ9THC + Δ8THC + Δ10THC)			52.72	527.21	2636.04	
Total CBD (CBDA + 0.877 + CBD)			ND	ND	ND	
Total CBG (CBGA + 0.877 + CBG)			1.50	15.01	75.06	
Total HHC (9r-HHC + 9s-HHC)			6.92	69.22	346.10	
Total Cannabinoids			76.57	765.70	3828.51	

UI Unidentified
ND Not Detected
N/A Not Applicable
NT Not Reported
LOD Limit of Detection
<LOQ Detected
>ULOL Above upper limit of linearity
CFU/g Colony Forming Units per 1 gram
TNTC Too Numerous to Count



Scan the QR code to verify authenticity.

Authorized Signature

Brandon Starr

Brandon Starr, Lab Manager
Wed, 20 Dec 2023 20:20:22 -0800



*This report shall not be reproduced except in full, without the written approval of the lab. This report is for informational purposes only and should not be used to diagnose, treat or prevent any disease. Results are only for samples and batches indicated. Results are reported on an "as received" basis, unless indicated otherwise. When a Pass/Fail status is reported, that status is intended to be in accordance with federal, state and local laws which are required for the customer to be in compliance. The measurement of uncertainty is not included in the Pass/Fail evaluation unless explicitly required by federal, state or local laws and has been reported on the certificate of analysis. Measurement of uncertainty is available upon request.

PharmLabs San Diego Certificate of Analysis

3421 Hancock St, Second Floor, San Diego, CA 92110 | License: C8-0000098-LIC
ISO/IEC 17025:2017 Acc. L17-427-1 #85368



Sample **Torch: Super Lemon Cookies - Sativa**

Sample ID	SD231220-056 (88817)	Matrix	Concentrate (Inhalable Cannabis Good)
Tested for	Wherezhemp, LLC		
Sampled	-	Received	Dec 20, 2023
Analyses executed	CANX, QARUSH	Reported	Dec 20, 2023
		Unit Mass (g)	5.0


Laboratory note: The estimated concentration of the unknown peak in this sample is 0.84%. Currently, PharmLabs laboratory can not confirm the unidentified peak in your chromatogram due to an interference (only with concentrated d8 products) from which we believe to be an isomer of 8b-THC or d9-THC. The UI peak totals will not be included in the cannabinoid totals at the bottom of the potency section.

CANX - Cannabinoids Analysis

Analyzed Dec 20, 2023 | Instrument HPLC-VWD | Method SOP-001
The expanded Uncertainty of the Cannabinoid analysis is approximately **±7.806%** at the 95% Confidence Level

Analyte	LOD mg/g	LOQ mg/g	Result %	Result mg/g	Result mg/Unit	Sample photography
11-Hydroxy-Δ8-Tetrahydrocannabivarin (11-Hyd-Δ8-THCV)	0.013	0.041	ND	ND	ND	
Cannabidiol (CBD)	0.002	0.007	ND	ND	ND	
Abnormal Cannabidiol (a-CBD)	0.01	0.031	ND	ND	ND	
(±)-9B-hydroxy-Hexahydrocannabinol (9b-HHC)	0.012	0.036	ND	ND	ND	
11-Hydroxy-Δ8-Tetrahydrocannabinol (11-Hyd-Δ8-THC)	0.007	0.021	ND	ND	ND	
Cannabidiolic Acid (CBDA)	0.001	0.16	ND	ND	ND	
Cannabigerol Acid (CBGA)	0.001	0.16	1.20	11.98	59.90	
Cannabigerol (CBG)	0.001	0.16	0.25	2.53	12.65	
Cannabidiol (CBD)	0.001	0.16	ND	ND	ND	
1(S)-THD (s-THD)	0.013	0.041	ND	ND	ND	
1(R)-THD (r-THD)	0.025	0.075	ND	ND	ND	
Tetrahydrocannabivarin (THCV)	0.001	0.16	ND	ND	ND	
Δ8-tetrahydrocannabivarin (Δ8-THCV)	0.021	0.064	ND	ND	ND	
Cannabidiol (CBDH)	0.005	0.16	ND	ND	ND	
Tetrahydrocannabinol (Δ9-THCB)	0.013	0.038	ND	ND	ND	
Cannabinol (CBN)	0.001	0.16	1.96	19.58	97.90	
Cannabidiol (CBDP)	0.015	0.047	ND	ND	ND	
exo-THC (exo-THC)	0.005	0.16	ND	ND	ND	
Tetrahydrocannabinol (Δ9-THC)	0.003	0.16	UI	UI	UI	
Δ8-tetrahydrocannabinol (Δ8-THC)	0.004	0.16	39.98	399.83	1999.15	
(6aR,9S)-Δ10-Tetrahydrocannabinol ((6aR,9S)-Δ10)	0.015	0.16	ND	ND	ND	
Hexahydrocannabinol (S Isomer) (9s-HHC)	0.017	0.16	1.93	19.32	96.60	
(6aR,9R)-Δ10-Tetrahydrocannabinol ((6aR,9R)-Δ10)	0.007	0.16	ND	ND	ND	
Hexahydrocannabinol (R Isomer) (9r-HHC)	0.016	0.16	4.84	48.35	241.75	
Tetrahydrocannabinolic Acid (THCA)	0.001	0.16	12.88	128.78	643.90	
Δ9-Tetrahydrocannabinol (Δ9-THCH)	0.024	0.071	ND	ND	ND	
Cannabinol Acetate (CBNO)	0.014	0.043	ND	ND	ND	
Δ9-Tetrahydrocannabinol (Δ9-THCP)	0.017	0.16	6.33	63.26	316.30	
Δ8-Tetrahydrocannabinol (Δ8-THCP)	0.041	0.16	ND	ND	ND	
Cannabicitran (CBT)	0.005	0.16	ND	ND	ND	
Δ8-THC-O-acetate (Δ8-THCO)	0.076	0.16	ND	ND	ND	
9(S)-HHCP (s-HHCP)	0.031	0.094	ND	ND	ND	
Δ9-THC-O-acetate (Δ9-THCO)	0.066	0.16	ND	ND	ND	
9(R)-HHCP (r-HHCP)	0.026	0.079	6.79	67.87	339.35	
9(S)-HHC-O-acetate (s-HHCO)	0.005	0.16	ND	ND	ND	
9(R)-HHC-O-acetate (r-HHCO)	0.008	0.025	ND	ND	ND	
3-octyl-Δ8-Tetrahydrocannabinol (Δ8-THC-C8)	0.067	0.204	ND	ND	ND	
Total THC (THCa + 0.877 + Δ9THC)			11.29	112.94	564.70	
Total THC + Δ8THC + Δ10THC (THCa + 0.877 + Δ9THC + Δ8THC + Δ10THC)			51.28	512.77	2563.85	
Total CBD (CBDA + 0.877 + CBD)			ND	ND	ND	
Total CBG (CBGA + 0.877 + CBG)			1.30	13.04	65.18	
Total HHC (9r-HHC + 9s-HHC)			6.77	67.67	338.35	
Total Cannabinoids			74.42	744.19	3720.93	

UI Unidentified
ND Not Detected
N/A Not Applicable
NT Not Reported
LOD Limit of Detection
LOQ Limit of Quantification
<LOQ Detected
>ULOL Above upper limit of linearity
CFU/g Colony Forming Units per 1 gram
TNTC Too Numerous to Count



Scan the QR code to verify authenticity.

Authorized Signature

Brandon Starr

Brandon Starr, Lab Manager
Wed, 20 Dec 2023 20:20:19 -0800

PharmLabs San Diego | 3421 Hancock St, Second Floor, San Diego, CA 92110 | 619.356.0898 | ISO/IEC 17025:2017 Acc. L17-427-1



*This report shall not be reproduced except in full, without the written approval of the lab. This report is for informational purposes only and should not be used to diagnose, treat or prevent any disease. Results are only for samples and batches indicated. Results are reported on an "as received" basis, unless indicated otherwise. When a Pass/Fail status is reported, that status is intended to be in accordance with federal, state and local laws which are required for the customer to be in compliance. The measurement of uncertainty is not included in the Pass/Fail evaluation unless explicitly required by federal, state or local laws and has been reported on the certificate of analysis. Measurement of uncertainty is available upon request.