

HMP-PRMX-WMZ-A2623

METRC Batch:
METRC Sample:
Sample ID: 2302ENC2103_6670
Strain: HMP-PRMX-WMZ-A2623
Matrix: Plant
Type: Enhanced/Infused Preroll
Batch#:

Collected: 02/22/2023
Received: 02/22/2023
Completed: 02/25/2023
Sample Size: 10 units;

Distributor
STIIIZY HEMP


Lic. #
., CA, 90001



Summary

Test	Date Tested	Instr. Method	Result
Batch			Pass
Cannabinoids	02/23/2023	LC-DAD	Complete
Moisture	02/23/2023	Moisture Analyzer	10.49% - Complete
Water Activity	02/23/2023	Water Activity Meter	0.3791 aw - Pass
Pesticides	02/23/2023	LC-MS	Pass
Mycotoxins	02/23/2023	LC-MS	Pass
Residual Solvents	02/23/2023	HS-GC-MS	Pass
Microbial Impurities	02/24/2023	qPCR	Pass
Heavy Metals	02/24/2023	ICP-MS	Pass
Foreign Matter	02/23/2023	Visual Inspection	Pass




Kevin Nolan
Laboratory Director | 02/25/2023



HMP-PRMX-WMZ-A2623

METRC Batch:
METRC Sample:
Sample ID: 2302ENC2103_6670
Strain: HMP-PRMX-WMZ-A2623
Matrix: Plant
Type: Enhanced/Infused Preroll
Batch#:

Collected: 02/22/2023
Received: 02/22/2023
Completed: 02/25/2023
Sample Size: 10 units;

Distributor
STIIIZY HEMP
Lic. #
., CA, 90001

Cannabinoids

Method: SOP EL-CANNABINOIDS

ND		10.107 %		37.122 %	
Total THC		Total CBD		Total Cannabinoids	
Analytes	LOD	LOQ	Result	Result	
	mg/g	mg/g	%	mg/g	
THCa	0.140	0.423	ND	ND	
Δ9-THC	0.149	0.453	ND	ND	
Δ8-THC	0.165	0.501	14.732	147.32	
THCVa	0.161	0.488	ND	ND	
THCV	0.167	0.505	ND	ND	
CBDa	0.146	0.444	9.894	98.94	
CBD	0.141	0.427	1.430	14.30	
CBN	0.133	0.403	ND	ND	
CBGa	0.159	0.482	0.257	2.57	
CBG	0.147	0.444	ND	ND	
CBCa	0.130	0.393	ND	ND	
CBC	0.152	0.461	ND	ND	
HHCp (9R+9S)*	0.000	0.000	0.621	6.21	
THCP (Δ9+Δ8)*	0.000	0.000	0.645	6.45	
Δ10-THC*	0.000	0.000	9.385	93.85	
HHC (9R+9S)*	0.000	0.000	1.406	14.06	
Total THC			ND	ND	
Total CBD			10.107	101.07	
Total Cannabinoids			37.122	371.22	
Sum of Cannabinoids			38.371	383.71	

Total THC = THCa * 0.877 + Δ9-THC; Total CBD = CBDa * 0.877 + CBD; Total Cannabinoids = (cannabinoid acid forms * 0.877) + cannabinoids; Sum of Cannabinoids = cannabinoid acid forms + cannabinoids; LOQ = Limit of Quantitation; LOD = Limit of Detection; NT = Not Tested; ND = Not Detected. The reported result is based on a sample weight with the applicable moisture content for that sample. Foreign Material Method: SOP EL-FOREIGN; Moisture and Water Activity Method: SOP EL-WATER

*LOD/LOQ not evaluated, beyond scope of accreditation



Kevin Nolan
Kevin Nolan
Laboratory Director | 02/25/2023



HMP-PRMX-WMZ-A2623

METRC Batch:
METRC Sample:
Sample ID: 2302ENC2103_6670
Strain: HMP-PRMX-WMZ-A2623
Matrix: Plant
Type: Enhanced/Infused Preroll
Batch#:

Collected: 02/22/2023
Received: 02/22/2023
Completed: 02/25/2023
Sample Size: 10 units;

Distributor
STIIIZY HEMP

Lic. #
., CA, 90001

Pesticides

Method: EL-PESTMYCOLCMS

Analytes	LOD	LOQ	Limit	Result	Status	Analytes	LOD	LOQ	Limit	Result	Status
	µg/g	µg/g	µg/g	µg/g			µg/g	µg/g	µg/g	µg/g	
Abamectin	0.005	0.02	0.10	ND	Pass	Fludioxonil	0.01	0.05	0.10	ND	Pass
Acephate	0.002	0.01	0.10	ND	Pass	Hexythiazox	0.005	0.02	0.10	ND	Pass
Acequinocyl	0.01	0.02	0.10	ND	Pass	Imazalil	0.05	0.1	0.05	ND	Pass
Acetamiprid	0.005	0.02	0.10	ND	Pass	Imidacloprid	0.005	0.02	5.00	ND	Pass
Aldicarb	0.05	0.1	0.05	ND	Pass	Kresoxim Methyl	0.005	0.02	0.10	ND	Pass
Azoxystrobin	0.005	0.02	0.10	ND	Pass	Malathion	0.02	0.05	0.50	ND	Pass
Bifenazate	0.005	0.01	0.10	ND	Pass	Metalaxyl	0.002	0.005	2.00	ND	Pass
Bifenthrin	0.02	0.05	3.00	ND	Pass	Methiocarb	0.05	0.1	0.05	ND	Pass
Boscalid	0.02	0.05	0.10	ND	Pass	Methomyl	0.01	0.02	1.00	ND	Pass
Captan	0.2	0.3	0.70	ND	Pass	Parathion Methyl	0.02	0.05	0.02	ND	Pass
Carbaryl	0.02	0.05	0.50	ND	Pass	Mevinphos	0.02	0.05	0.02	ND	Pass
Carbofuran	0.05	0.1	0.05	ND	Pass	Myclobutanil	0.005	0.01	0.10	ND	Pass
Chlorantraniliprole	0.002	0.01	10.00	<LOQ	Pass	Naled	0.01	0.02	0.10	ND	Pass
Chlordane	0.05	0.1	0.05	ND	Pass	Oxamyl	0.005	0.01	0.50	ND	Pass
Chlorfenapyr	0.05	0.1	0.05	ND	Pass	Paclobutrazol	0.05	0.1	0.05	ND	Pass
Chlorpyrifos	0.05	0.1	0.05	ND	Pass	PCNB	0.02	0.05	0.10	ND	Pass
Clofentezine	0.01	0.02	0.10	ND	Pass	Permethrin	0.02	0.05	0.50	ND	Pass
Coumaphos	0.02	0.05	0.02	ND	Pass	Phosmet	0.01	0.02	0.10	ND	Pass
Cyfluthrin	0.05	0.1	2.00	ND	Pass	Piperonyl Butoxide	0.02	0.05	3.00	ND	Pass
Cypermethrin	0.1	0.2	1.00	ND	Pass	Prallethrin	0.005	0.02	0.10	ND	Pass
Daminozide	0.02	0.05	0.02	ND	Pass	Propiconazole	0.005	0.01	0.10	ND	Pass
Diazinon	0.002	0.01	0.10	ND	Pass	Propoxure	0.05	0.1	0.05	ND	Pass
Dichlorvos	0.02	0.05	0.02	ND	Pass	Pyrethrins	0.02	0.05	0.50	ND	Pass
Dimethoate	0.02	0.05	0.02	ND	Pass	Pyridaben	0.005	0.01	0.10	ND	Pass
Dimethomorph	0.005	0.02	2.00	ND	Pass	Spinetoram	0.005	0.01	0.10	ND	Pass
Ethoprophos	0.05	0.1	0.05	ND	Pass	Spinosad	0.005	0.01	0.10	ND	Pass
Etofenprox	0.05	0.1	0.05	ND	Pass	Spiromesifen	0.01	0.02	0.10	ND	Pass
Etoxazole	0.005	0.02	0.10	ND	Pass	Spirotetramat	0.005	0.01	0.10	ND	Pass
Fenhexamid	0.005	0.02	0.10	ND	Pass	Spiroxamine	0.05	0.1	0.05	ND	Pass
Fenoxycarb	0.05	0.1	0.05	ND	Pass	Tebuconazole	0.005	0.01	0.10	ND	Pass
Fenpyroximate	0.005	0.02	0.10	ND	Pass	Thiacloprid	0.02	0.05	0.02	ND	Pass
Fipronil	0.05	0.1	0.05	ND	Pass	Thiamethoxam	0.005	0.01	5.00	ND	Pass
Flonicamid	0.01	0.02	0.10	ND	Pass	Trifloxystrobin	0.005	0.01	0.10	ND	Pass

Date Tested: 02/23/2023

LOQ = Limit of Quantitation; LOD = Limit of Detection; NT = Not Tested; ND = Not Detected.



Kevin Nolan
Laboratory Director | 02/25/2023



HMP-PRMX-WMZ-A2623

METRC Batch:
METRC Sample:
Sample ID: 2302ENC2103_6670
Strain: HMP-PRMX-WMZ-A2623
Matrix: Plant
Type: Enhanced/Infused Preroll
Batch#:

Collected: 02/22/2023
Received: 02/22/2023
Completed: 02/25/2023
Sample Size: 10 units;

Distributor
STIIIZY HEMP

Lic. #
., CA, 90001

Mycotoxins

Method: EL-PESTMYCOLCMS

Analytes	LOD	LOQ	Limit	Result	Status
	µg/kg	µg/kg	µg/kg	µg/kg	
Aflatoxin B1	1.00	2.00		ND	Tested
Aflatoxin B2	1.00	2.00		ND	Tested
Aflatoxin G1	2.00	4.00		ND	Tested
Aflatoxin G2	1.00	2.00		ND	Tested
Ochratoxin A	4.00	10.00	20.00	ND	Pass
Total Aflatoxins			20.00	ND	Pass

Date Tested: 02/23/2023

LOQ = Limit of Quantitation; LOD = Limit of Detection; NT = Not Tested; ND = Not Detected.

Residual Solvents

Method: EL-RES_SOLVENTS

Analytes	LOD	LOQ	Limit	Result	Status
	µg/g	µg/g	µg/g	µg/g	
Acetone	33.00	100.00	5000	ND	Pass
Acetonitrile	10.00	30.00	410	ND	Pass
Benzene	0.09	0.28	1	ND	Pass
Butane	10.00	30.00	5000	ND	Pass
Chloroform	0.10	0.29	1	ND	Pass
Ethanol	10.00	30.00	5000	106.44	Pass
Ethyl-Acetate	10.00	30.00	5000	<LOQ	Pass
Ethyl-Ether	10.00	30.00	5000	ND	Pass
Ethylene Oxide	0.08	0.24	1	ND	Pass
Heptane	10.00	30.00	5000	ND	Pass
n-Hexane	10.00	30.00	290	ND	Pass
Isopropanol	10.00	30.00	5000	ND	Pass
Methanol	10.00	30.00	3000	ND	Pass
Methylene-Chloride	0.10	0.31	1	ND	Pass
1,2-Dichloro-Ethane	0.10	0.29	1	ND	Pass
Pentane	10.00	30.00	5000	ND	Pass
Propane	10.00	30.00	5000	ND	Pass
Toluene	10.00	30.00	890	ND	Pass
Xylenes	20.00	60.00	2170	ND	Pass
Trichloroethene	0.10	0.29	1	ND	Pass

Date Tested: 02/23/2023

LOQ = Limit of Quantitation; LOD = Limit of Detection; NT = Not Tested; ND = Not Detected.



Kevin Nolan

Kevin Nolan
Laboratory Director | 02/25/2023



HMP-PRMX-WMZ-A2623

METRC Batch:
METRC Sample:
Sample ID: 2302ENC2103_6670
Strain: HMP-PRMX-WMZ-A2623
Matrix: Plant
Type: Enhanced/Infused Preroll
Batch#:

Collected: 02/22/2023
Received: 02/22/2023
Completed: 02/25/2023
Sample Size: 10 units;

Distributor
STIIIZY HEMP

Lic. #
., CA, 90001

Microbial Impurities

Method: SOP EL-MICROBIALS

Analytes	Result	Status
Aspergillus flavus	Not Detected in 1g	Pass
Aspergillus fumigatus	Not Detected in 1g	Pass
Aspergillus niger	Not Detected in 1g	Pass
Aspergillus terreus	Not Detected in 1g	Pass
Shiga toxin-producing Escherichia coli	Not Detected in 1g	Pass
Salmonella spp	Not Detected in 1g	Pass

Date Tested: 02/24/2023

Heavy Metals

Method: SOP EL-HEAVYMETALS

Analytes	LOD	LOQ	Limit	Result	Status
	µg/g	µg/g	µg/g	µg/g	
Arsenic	0.012	0.036	0.200	0.109	Pass
Cadmium	0.015	0.044	0.200	<LOQ	Pass
Lead	0.055	0.167	0.500	<LOQ	Pass
Mercury	0.005	0.015	0.100	ND	Pass

Date Tested: 02/24/2023

LOQ = Limit of Quantitation; LOD = Limit of Detection; NT = Not Tested; ND = Not Detected.



Kevin Nolan
Kevin Nolan
Laboratory Director | 02/25/2023



HMP-PRMX-STC-A2623

METRC Batch:
METRC Sample:
Sample ID: 2302ENC2103_6669
Strain: HMP-PRMX-STC-A2623
Matrix: Plant
Type: Enhanced/Infused Preroll
Batch#:

Collected: 02/22/2023
Received: 02/22/2023
Completed: 02/25/2023
Sample Size: 10 units;

Distributor
STIIIZY HEMP


Lic. #
., CA, 90001



Summary

Test	Date Tested	Instr. Method	Result
Batch			Pass
Cannabinoids	02/23/2023	LC-DAD	Complete
Moisture	02/23/2023	Moisture Analyzer	10.75% - Complete
Water Activity	02/23/2023	Water Activity Meter	0.3807 aw - Pass
Pesticides	02/23/2023	LC-MS	Pass
Mycotoxins	02/23/2023	LC-MS	Pass
Residual Solvents	02/23/2023	HS-GC-MS	Pass
Microbial Impurities	02/24/2023	qPCR	Pass
Heavy Metals	02/24/2023	ICP-MS	Pass
Foreign Matter	02/23/2023	Visual Inspection	Pass




Kevin Nolan
Laboratory Director | 02/25/2023



HMP-PRMX-STC-A2623

METRC Batch:
METRC Sample:
Sample ID: 2302ENC2103_6669
Strain: HMP-PRMX-STC-A2623
Matrix: Plant
Type: Enhanced/Infused Preroll
Batch#:

Collected: 02/22/2023
Received: 02/22/2023
Completed: 02/25/2023
Sample Size: 10 units;

Distributor
STIIIZY HEMP
Lic. #
., CA, 90001

Cannabinoids

Method: SOP EL-CANNABINOIDS

ND		10.180 %		38.061 %	
Total THC		Total CBD		Total Cannabinoids	
Analytes	LOD	LOQ	Result	Result	
	mg/g	mg/g	%	mg/g	
THCa	0.136	0.411	ND	ND	
Δ9-THC	0.145	0.440	ND	ND	
Δ8-THC	0.161	0.487	15.199	151.99	
THCVa	0.157	0.474	ND	ND	
THCV	0.162	0.491	ND	ND	
CBDa	0.142	0.431	9.979	99.79	
CBD	0.137	0.416	1.428	14.28	
CBN	0.129	0.392	0.058	0.58	
CBGa	0.155	0.468	0.258	2.58	
CBG	0.142	0.432	ND	ND	
CBCa	0.126	0.382	ND	ND	
CBC	0.148	0.448	ND	ND	
HHCp (9R+9S)*	0.000	0.000	0.671	6.71	
THCP (Δ9+Δ8)*	0.000	0.000	0.723	7.23	
Δ10-THC*	0.000	0.000	9.628	96.28	
HHC (9R+9S)*	0.000	0.000	1.375	13.75	
Total THC			ND	ND	
Total CBD			10.180	101.80	
Total Cannabinoids			38.061	380.61	
Sum of Cannabinoids			39.320	393.20	

Total THC = THCa * 0.877 + Δ9-THC; Total CBD = CBDa * 0.877 + CBD; Total Cannabinoids = (cannabinoid acid forms * 0.877) + cannabinoids; Sum of Cannabinoids = cannabinoid acid forms + cannabinoids; LOQ = Limit of Quantitation; LOD = Limit of Detection; NT = Not Tested; ND = Not Detected. The reported result is based on a sample weight with the applicable moisture content for that sample. Foreign Material Method: SOP EL-FOREIGN; Moisture and Water Activity Method: SOP EL-WATER

*LOD/LOQ not evaluated, beyond scope of accreditation



Kevin Nolan
Kevin Nolan
Laboratory Director | 02/25/2023



HMP-PRMX-STC-A2623

METRC Batch:
METRC Sample:
Sample ID: 2302ENC2103_6669
Strain: HMP-PRMX-STC-A2623
Matrix: Plant
Type: Enhanced/Infused Preroll
Batch#:

Collected: 02/22/2023
Received: 02/22/2023
Completed: 02/25/2023
Sample Size: 10 units;

Distributor
STIIIZY HEMP

Lic. #
., CA, 90001

Pesticides

Method: EL-PESTMYCOLCMS

Analytes	LOD	LOQ	Limit	Result	Status	Analytes	LOD	LOQ	Limit	Result	Status
	µg/g	µg/g	µg/g	µg/g			µg/g	µg/g	µg/g	µg/g	
Abamectin	0.005	0.02	0.10	ND	Pass	Fludioxonil	0.01	0.05	0.10	ND	Pass
Acephate	0.002	0.01	0.10	ND	Pass	Hexythiazox	0.005	0.02	0.10	ND	Pass
Acequinocyl	0.01	0.02	0.10	ND	Pass	Imazalil	0.05	0.1	0.05	ND	Pass
Acetamiprid	0.005	0.02	0.10	ND	Pass	Imidacloprid	0.005	0.02	5.00	ND	Pass
Aldicarb	0.05	0.1	0.05	ND	Pass	Kresoxim Methyl	0.005	0.02	0.10	ND	Pass
Azoxystrobin	0.005	0.02	0.10	ND	Pass	Malathion	0.02	0.05	0.50	ND	Pass
Bifenazate	0.005	0.01	0.10	ND	Pass	Metalaxyl	0.002	0.005	2.00	ND	Pass
Bifenthrin	0.02	0.05	3.00	ND	Pass	Methiocarb	0.05	0.1	0.05	ND	Pass
Boscalid	0.02	0.05	0.10	ND	Pass	Methomyl	0.01	0.02	1.00	ND	Pass
Captan	0.2	0.3	0.70	ND	Pass	Parathion Methyl	0.02	0.05	0.02	ND	Pass
Carbaryl	0.02	0.05	0.50	ND	Pass	Mevinphos	0.02	0.05	0.02	ND	Pass
Carbofuran	0.05	0.1	0.05	ND	Pass	Myclobutanil	0.005	0.01	0.10	ND	Pass
Chlorantraniliprole	0.002	0.01	10.00	<LOQ	Pass	Naled	0.01	0.02	0.10	ND	Pass
Chlordane	0.05	0.1	0.05	ND	Pass	Oxamyl	0.005	0.01	0.50	ND	Pass
Chlorfenapyr	0.05	0.1	0.05	ND	Pass	Paclobutrazol	0.05	0.1	0.05	ND	Pass
Chlorpyrifos	0.05	0.1	0.05	ND	Pass	PCNB	0.02	0.05	0.10	ND	Pass
Clofentezine	0.01	0.02	0.10	ND	Pass	Permethrin	0.02	0.05	0.50	ND	Pass
Coumaphos	0.02	0.05	0.02	ND	Pass	Phosmet	0.01	0.02	0.10	ND	Pass
Cyfluthrin	0.05	0.1	2.00	ND	Pass	Piperonyl Butoxide	0.02	0.05	3.00	ND	Pass
Cypermethrin	0.1	0.2	1.00	ND	Pass	Prallethrin	0.005	0.02	0.10	ND	Pass
Daminozide	0.02	0.05	0.02	ND	Pass	Propiconazole	0.005	0.01	0.10	ND	Pass
Diazinon	0.002	0.01	0.10	ND	Pass	Propoxure	0.05	0.1	0.05	ND	Pass
Dichlorvos	0.02	0.05	0.02	ND	Pass	Pyrethrins	0.02	0.05	0.50	ND	Pass
Dimethoate	0.02	0.05	0.02	ND	Pass	Pyridaben	0.005	0.01	0.10	ND	Pass
Dimethomorph	0.005	0.02	2.00	ND	Pass	Spinetoram	0.005	0.01	0.10	ND	Pass
Ethoprophos	0.05	0.1	0.05	ND	Pass	Spinosad	0.005	0.01	0.10	ND	Pass
Etofenprox	0.05	0.1	0.05	ND	Pass	Spiromesifen	0.01	0.02	0.10	ND	Pass
Etoxazole	0.005	0.02	0.10	ND	Pass	Spirotetramat	0.005	0.01	0.10	ND	Pass
Fenhexamid	0.005	0.02	0.10	ND	Pass	Spiroxamine	0.05	0.1	0.05	ND	Pass
Fenoxycarb	0.05	0.1	0.05	ND	Pass	Tebuconazole	0.005	0.01	0.10	ND	Pass
Fenpyroximate	0.005	0.02	0.10	ND	Pass	Thiacloprid	0.02	0.05	0.02	ND	Pass
Fipronil	0.05	0.1	0.05	ND	Pass	Thiamethoxam	0.005	0.01	5.00	ND	Pass
Flonicamid	0.01	0.02	0.10	ND	Pass	Trifloxystrobin	0.005	0.01	0.10	ND	Pass

Date Tested: 02/23/2023

LOQ = Limit of Quantitation; LOD = Limit of Detection; NT = Not Tested; ND = Not Detected.



Kevin Nolan
Laboratory Director | 02/25/2023



HMP-PRMX-STC-A2623

METRC Batch:
METRC Sample:
Sample ID: 2302ENC2103_6669
Strain: HMP-PRMX-STC-A2623
Matrix: Plant
Type: Enhanced/Infused Preroll
Batch#:

Collected: 02/22/2023
Received: 02/22/2023
Completed: 02/25/2023
Sample Size: 10 units;

Distributor
STIIIZY HEMP

Lic. #
., CA, 90001

Mycotoxins

Method: EL-PESTMYCOLCMS

Analytes	LOD	LOQ	Limit	Result	Status
	µg/kg	µg/kg	µg/kg	µg/kg	
Aflatoxin B1	1.00	2.00		ND	Tested
Aflatoxin B2	1.00	2.00		ND	Tested
Aflatoxin G1	2.00	4.00		ND	Tested
Aflatoxin G2	1.00	2.00		ND	Tested
Ochratoxin A	4.00	10.00	20.00	ND	Pass
Total Aflatoxins			20.00	ND	Pass

Date Tested: 02/23/2023

LOQ = Limit of Quantitation; LOD = Limit of Detection; NT = Not Tested; ND = Not Detected.

Residual Solvents

Method: EL-RES_SOLVENTS

Analytes	LOD	LOQ	Limit	Result	Status
	µg/g	µg/g	µg/g	µg/g	
Acetone	33.00	100.00	5000	ND	Pass
Acetonitrile	10.00	30.00	410	ND	Pass
Benzene	0.09	0.28	1	ND	Pass
Butane	10.00	30.00	5000	ND	Pass
Chloroform	0.10	0.29	1	ND	Pass
Ethanol	10.00	30.00	5000	84.05	Pass
Ethyl-Acetate	10.00	30.00	5000	<LOQ	Pass
Ethyl-Ether	10.00	30.00	5000	ND	Pass
Ethylene Oxide	0.08	0.24	1	ND	Pass
Heptane	10.00	30.00	5000	ND	Pass
n-Hexane	10.00	30.00	290	ND	Pass
Isopropanol	10.00	30.00	5000	ND	Pass
Methanol	10.00	30.00	3000	ND	Pass
Methylene-Chloride	0.10	0.31	1	ND	Pass
1,2-Dichloro-Ethane	0.10	0.29	1	ND	Pass
Pentane	10.00	30.00	5000	ND	Pass
Propane	10.00	30.00	5000	ND	Pass
Toluene	10.00	30.00	890	ND	Pass
Xylenes	20.00	60.00	2170	ND	Pass
Trichloroethene	0.10	0.29	1	ND	Pass

Date Tested: 02/23/2023

LOQ = Limit of Quantitation; LOD = Limit of Detection; NT = Not Tested; ND = Not Detected.



Kevin Nolan

Kevin Nolan
Laboratory Director | 02/25/2023



HMP-PRMX-STC-A2623

METRC Batch:
METRC Sample:
Sample ID: 2302ENC2103_6669
Strain: HMP-PRMX-STC-A2623
Matrix: Plant
Type: Enhanced/Infused Preroll
Batch#:

Collected: 02/22/2023
Received: 02/22/2023
Completed: 02/25/2023
Sample Size: 10 units;

Distributor
STIIIZY HEMP

Lic. #
., CA, 90001

Microbial Impurities

Method: SOP EL-MICROBIALS

Analytes	Result	Status
Aspergillus flavus	Not Detected in 1g	Pass
Aspergillus fumigatus	Not Detected in 1g	Pass
Aspergillus niger	Not Detected in 1g	Pass
Aspergillus terreus	Not Detected in 1g	Pass
Shiga toxin-producing Escherichia coli	Not Detected in 1g	Pass
Salmonella spp	Not Detected in 1g	Pass

Date Tested: 02/24/2023

Heavy Metals

Method: SOP EL-HEAVYMETALS

Analytes	LOD	LOQ	Limit	Result	Status
	µg/g	µg/g	µg/g	µg/g	
Arsenic	0.012	0.036	0.200	0.095	Pass
Cadmium	0.015	0.044	0.200	<LOQ	Pass
Lead	0.055	0.167	0.500	<LOQ	Pass
Mercury	0.005	0.015	0.100	ND	Pass

Date Tested: 02/24/2023

LOQ = Limit of Quantitation; LOD = Limit of Detection; NT = Not Tested; ND = Not Detected.



Kevin Nolan
Kevin Nolan
Laboratory Director | 02/25/2023



HMP-PRMX-BLD-A2623

METRC Batch:
METRC Sample:
Sample ID: 2302ENC2103_6668
Strain: HMP-PRMX-BLD-A2623
Matrix: Plant
Type: Enhanced/Infused Preroll
Batch#:

Collected: 02/22/2023
Received: 02/22/2023
Completed: 02/25/2023
Sample Size: 10 units;

Distributor
STIIIZY HEMP


Lic. #
., CA, 90001



Summary

Test	Date Tested	Instr. Method	Result
Batch			Pass
Cannabinoids	02/23/2023	LC-DAD	Complete
Moisture	02/23/2023	Moisture Analyzer	11.02% - Complete
Water Activity	02/23/2023	Water Activity Meter	0.3897 aw - Pass
Pesticides	02/23/2023	LC-MS	Pass
Mycotoxins	02/23/2023	LC-MS	Pass
Residual Solvents	02/23/2023	HS-GC-MS	Pass
Microbial Impurities	02/24/2023	qPCR	Pass
Heavy Metals	02/24/2023	ICP-MS	Pass
Foreign Matter	02/23/2023	Visual Inspection	Pass




Kevin Nolan
Laboratory Director | 02/25/2023



HMP-PRMX-BLD-A2623

METRC Batch:
METRC Sample:
Sample ID: 2302ENC2103_6668
Strain: HMP-PRMX-BLD-A2623
Matrix: Plant
Type: Enhanced/Infused Preroll
Batch#:

Collected: 02/22/2023
Received: 02/22/2023
Completed: 02/25/2023
Sample Size: 10 units;

Distributor
STIIIZY HEMP
Lic. #
., CA, 90001

Cannabinoids

Method: SOP EL-CANNABINOIDS

ND		10.188 %		37.858 %	
Total THC		Total CBD		Total Cannabinoids	
Analytes	LOD	LOQ	Result	Result	
	mg/g	mg/g	%	mg/g	
THCa	0.142	0.429	ND	ND	
Δ9-THC	0.152	0.460	ND	ND	
Δ8-THC	0.168	0.508	14.693	146.93	
THCVa	0.164	0.495	ND	ND	
THCV	0.169	0.512	ND	ND	
CBDa	0.149	0.450	9.960	99.60	
CBD	0.143	0.434	1.453	14.53	
CBN	0.135	0.409	0.051	0.51	
CBGa	0.161	0.489	0.258	2.58	
CBG	0.149	0.451	ND	ND	
CBCa	0.132	0.399	ND	ND	
CBC	0.154	0.468	ND	ND	
HHCp (9R+9S)*	0.000	0.000	0.938	9.38	
THCP (Δ9+Δ8)*	0.000	0.000	0.628	6.28	
Δ10-THC*	0.000	0.000	9.603	96.03	
HHC (9R+9S)*	0.000	0.000	1.530	15.30	
Total THC			ND	ND	
Total CBD			10.188	101.88	
Total Cannabinoids			37.858	378.58	
Sum of Cannabinoids			39.115	391.15	

Total THC = THCa * 0.877 + Δ9-THC; Total CBD = CBDa * 0.877 + CBD; Total Cannabinoids = (cannabinoid acid forms * 0.877) + cannabinoids; Sum of Cannabinoids = cannabinoid acid forms + cannabinoids; LOQ = Limit of Quantitation; LOD = Limit of Detection; NT = Not Tested; ND = Not Detected. The reported result is based on a sample weight with the applicable moisture content for that sample. Foreign Material Method: SOP EL-FOREIGN; Moisture and Water Activity Method: SOP EL-WATER

*LOD/LOQ not evaluated, beyond scope of accreditation



Kevin Nolan
Kevin Nolan
Laboratory Director | 02/25/2023



HMP-PRMX-BLD-A2623

METRC Batch:
METRC Sample:
Sample ID: 2302ENC2103_6668
Strain: HMP-PRMX-BLD-A2623
Matrix: Plant
Type: Enhanced/Infused Preroll
Batch#:

Collected: 02/22/2023
Received: 02/22/2023
Completed: 02/25/2023
Sample Size: 10 units;

Distributor
STIIIZY HEMP

Lic. #
., CA, 90001

Pesticides

Method: EL-PESTMYCOLCMS

Analytes	LOD	LOQ	Limit	Result	Status	Analytes	LOD	LOQ	Limit	Result	Status
	µg/g	µg/g	µg/g	µg/g			µg/g	µg/g	µg/g	µg/g	
Abamectin	0.005	0.02	0.10	ND	Pass	Fludioxonil	0.01	0.05	0.10	ND	Pass
Acephate	0.002	0.01	0.10	ND	Pass	Hexythiazox	0.005	0.02	0.10	ND	Pass
Acequinocyl	0.01	0.02	0.10	ND	Pass	Imazalil	0.05	0.1	0.05	ND	Pass
Acetamiprid	0.005	0.02	0.10	ND	Pass	Imidacloprid	0.005	0.02	5.00	ND	Pass
Aldicarb	0.05	0.1	0.05	ND	Pass	Kresoxim Methyl	0.005	0.02	0.10	ND	Pass
Azoxystrobin	0.005	0.02	0.10	ND	Pass	Malathion	0.02	0.05	0.50	ND	Pass
Bifenazate	0.005	0.01	0.10	ND	Pass	Metalaxyl	0.002	0.005	2.00	ND	Pass
Bifenthrin	0.02	0.05	3.00	ND	Pass	Methiocarb	0.05	0.1	0.05	ND	Pass
Boscalid	0.02	0.05	0.10	ND	Pass	Methomyl	0.01	0.02	1.00	ND	Pass
Captan	0.2	0.3	0.70	ND	Pass	Parathion Methyl	0.02	0.05	0.02	ND	Pass
Carbaryl	0.02	0.05	0.50	ND	Pass	Mevinphos	0.02	0.05	0.02	ND	Pass
Carbofuran	0.05	0.1	0.05	ND	Pass	Myclobutanil	0.005	0.01	0.10	ND	Pass
Chlorantraniliprole	0.002	0.01	10.00	<LOQ	Pass	Naled	0.01	0.02	0.10	ND	Pass
Chlordane	0.05	0.1	0.05	ND	Pass	Oxamyl	0.005	0.01	0.50	ND	Pass
Chlorfenapyr	0.05	0.1	0.05	ND	Pass	Paclobutrazol	0.05	0.1	0.05	ND	Pass
Chlorpyrifos	0.05	0.1	0.05	ND	Pass	PCNB	0.02	0.05	0.10	ND	Pass
Clofentezine	0.01	0.02	0.10	ND	Pass	Permethrin	0.02	0.05	0.50	ND	Pass
Coumaphos	0.02	0.05	0.02	ND	Pass	Phosmet	0.01	0.02	0.10	ND	Pass
Cyfluthrin	0.05	0.1	2.00	ND	Pass	Piperonyl Butoxide	0.02	0.05	3.00	ND	Pass
Cypermethrin	0.1	0.2	1.00	ND	Pass	Prallethrin	0.005	0.02	0.10	ND	Pass
Daminozide	0.02	0.05	0.02	ND	Pass	Propiconazole	0.005	0.01	0.10	ND	Pass
Diazinon	0.002	0.01	0.10	ND	Pass	Propoxure	0.05	0.1	0.05	ND	Pass
Dichlorvos	0.02	0.05	0.02	ND	Pass	Pyrethrins	0.02	0.05	0.50	ND	Pass
Dimethoate	0.02	0.05	0.02	ND	Pass	Pyridaben	0.005	0.01	0.10	ND	Pass
Dimethomorph	0.005	0.02	2.00	ND	Pass	Spinetoram	0.005	0.01	0.10	ND	Pass
Ethoprophos	0.05	0.1	0.05	ND	Pass	Spinosad	0.005	0.01	0.10	ND	Pass
Etofenprox	0.05	0.1	0.05	ND	Pass	Spiromesifen	0.01	0.02	0.10	ND	Pass
Etoxazole	0.005	0.02	0.10	ND	Pass	Spirotetramat	0.005	0.01	0.10	ND	Pass
Fenhexamid	0.005	0.02	0.10	ND	Pass	Spiroxamine	0.05	0.1	0.05	ND	Pass
Fenoxycarb	0.05	0.1	0.05	ND	Pass	Tebuconazole	0.005	0.01	0.10	ND	Pass
Fenpyroximate	0.005	0.02	0.10	ND	Pass	Thiacloprid	0.02	0.05	0.02	ND	Pass
Fipronil	0.05	0.1	0.05	ND	Pass	Thiamethoxam	0.005	0.01	5.00	ND	Pass
Flonicamid	0.01	0.02	0.10	ND	Pass	Trifloxystrobin	0.005	0.01	0.10	ND	Pass

Date Tested: 02/23/2023

LOQ = Limit of Quantitation; LOD = Limit of Detection; NT = Not Tested; ND = Not Detected.



Kevin Nolan
Laboratory Director | 02/25/2023



HMP-PRMX-BLD-A2623

METRC Batch:
METRC Sample:
Sample ID: 2302ENC2103_6668
Strain: HMP-PRMX-BLD-A2623
Matrix: Plant
Type: Enhanced/Infused Preroll
Batch#:

Collected: 02/22/2023
Received: 02/22/2023
Completed: 02/25/2023
Sample Size: 10 units;

Distributor
STIIIZY HEMP
Lic. #
., CA, 90001

Mycotoxins

Method: EL-PESTMYCOLCMS

Analytes	LOD	LOQ	Limit	Result	Status
	µg/kg	µg/kg	µg/kg	µg/kg	
Aflatoxin B1	1.00	2.00		ND	Tested
Aflatoxin B2	1.00	2.00		ND	Tested
Aflatoxin G1	2.00	4.00		ND	Tested
Aflatoxin G2	1.00	2.00		ND	Tested
Ochratoxin A	4.00	10.00	20.00	ND	Pass
Total Aflatoxins			20.00	ND	Pass

Date Tested: 02/23/2023

LOQ = Limit of Quantitation; LOD = Limit of Detection; NT = Not Tested; ND = Not Detected.

Residual Solvents

Method: EL-RES_SOLVENTS

Analytes	LOD	LOQ	Limit	Result	Status
	µg/g	µg/g	µg/g	µg/g	
Acetone	33.00	100.00	5000	ND	Pass
Acetonitrile	10.00	30.00	410	ND	Pass
Benzene	0.09	0.28	1	ND	Pass
Butane	10.00	30.00	5000	ND	Pass
Chloroform	0.10	0.29	1	ND	Pass
Ethanol	10.00	30.00	5000	62.60	Pass
Ethyl-Acetate	10.00	30.00	5000	<LOQ	Pass
Ethyl-Ether	10.00	30.00	5000	ND	Pass
Ethylene Oxide	0.08	0.24	1	ND	Pass
Heptane	10.00	30.00	5000	ND	Pass
n-Hexane	10.00	30.00	290	ND	Pass
Isopropanol	10.00	30.00	5000	ND	Pass
Methanol	10.00	30.00	3000	ND	Pass
Methylene-Chloride	0.10	0.31	1	ND	Pass
1,2-Dichloro-Ethane	0.10	0.29	1	ND	Pass
Pentane	10.00	30.00	5000	ND	Pass
Propane	10.00	30.00	5000	ND	Pass
Toluene	10.00	30.00	890	ND	Pass
Xylenes	20.00	60.00	2170	ND	Pass
Trichloroethene	0.10	0.29	1	ND	Pass

Date Tested: 02/23/2023

LOQ = Limit of Quantitation; LOD = Limit of Detection; NT = Not Tested; ND = Not Detected.




Kevin Nolan
Laboratory Director | 02/25/2023



HMP-PRMX-BLD-A2623

METRC Batch:
METRC Sample:
Sample ID: 2302ENC2103_6668
Strain: HMP-PRMX-BLD-A2623
Matrix: Plant
Type: Enhanced/Infused Preroll
Batch#:

Collected: 02/22/2023
Received: 02/22/2023
Completed: 02/25/2023
Sample Size: 10 units;

Distributor
STIIIZY HEMP

Lic. #
., CA, 90001

Microbial Impurities

Method: SOP EL-MICROBIALS

Analytes	Result	Status
Aspergillus flavus	Not Detected in 1g	Pass
Aspergillus fumigatus	Not Detected in 1g	Pass
Aspergillus niger	Not Detected in 1g	Pass
Aspergillus terreus	Not Detected in 1g	Pass
Shiga toxin-producing Escherichia coli	Not Detected in 1g	Pass
Salmonella spp	Not Detected in 1g	Pass

Date Tested: 02/24/2023

Heavy Metals

Method: SOP EL-HEAVYMETALS

Analytes	LOD	LOQ	Limit	Result	Status
	µg/g	µg/g	µg/g	µg/g	
Arsenic	0.012	0.036	0.200	0.112	Pass
Cadmium	0.015	0.044	0.200	<LOQ	Pass
Lead	0.055	0.167	0.500	<LOQ	Pass
Mercury	0.005	0.015	0.100	ND	Pass

Date Tested: 02/24/2023

LOQ = Limit of Quantitation; LOD = Limit of Detection; NT = Not Tested; ND = Not Detected.



Kevin Nolan
Kevin Nolan
Laboratory Director | 02/25/2023

